


SylCircle Sensor

Practical light, intelligent solutions



Our popular LED ceiling and surface **SylCircle** luminaire is now available in an upgraded Microwave sensor version.

The **SylCircle sensor** range offers a simple robust construction utilising an IK03 white opal diffuser which can be easily removed for maintenance or cleaning, and high performing LED chip technology along with an integrated microwave sensor for the very best energy savings.

The range offers the perfect solution for high traffic areas across the home where consumers wish to adjust light when presence is detected, and save energy by switching off when an area is unoccupied.

Available in a range of colour temperatures and wattages, the highly efficient LED luminaire is IP20 rated, making it ideal for use across living areas and kitchens or bathroom (Zone 3).

SylCircle Sensor

Practical light, intelligent solutions

FEATURES

- Highly efficient LED chip technology
- IK03 rated white opal diffuser
- Warm White (3000K) and Neutral White (4000K)
- Available in 18 and 24W, 1280 – 1625 lumen outputs
- Integrated microwave sensor
- 30'000 hours life
- A+ Rated Low Energy



Front view

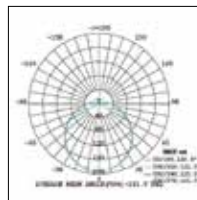



Side View



Item Code	Description	EAN	Body size (mm)	Colour Temperature (K)	Voltage (V)	Power Consumption (W)	Luminous Flux (lm)	Efficacy (lm/W)
0043264	SYLCIRCLE SENSOR 18W 1280LM WW	5410288432649	340	3000	220-240	18	1280	76
0043265	SYLCIRCLE SENSOR 18W 1300LM NW	5410288432656	340	4000	220-240	18	1300	76
0043256	SYLCIRCLE SENSOR 24W 1625LM WW	5410288432564	380	3000	220-240	24	1625	75
0043257	SYLCIRCLE SENSOR 24W 1625LM NW	5410288432571	380	4000	220-240	24	1625	75

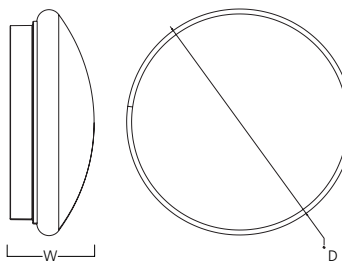
Photometric data



SylCircle 18W 1280lm

SylCircle 24W 1625lm

Dimension (mm)



Item code	D	W
0043264 / 0043265	340	105
0043256 / 0043257	380	105

