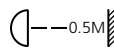


FLOODLINE 3



These products must be Earthed

IK08



IP65

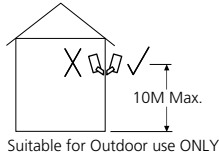


IS10011A

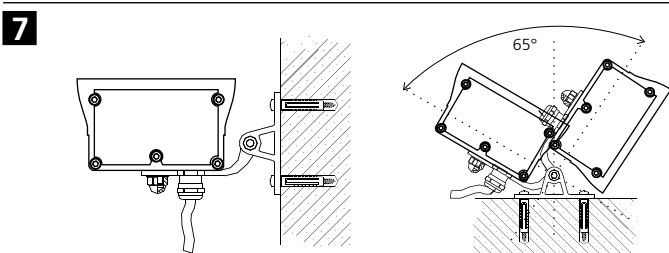
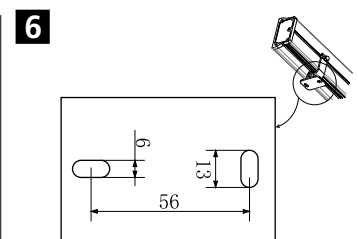
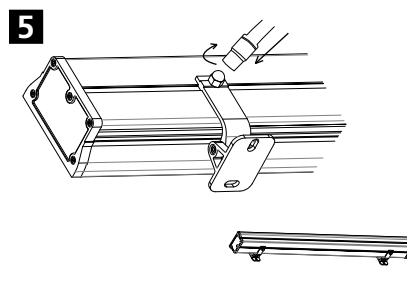
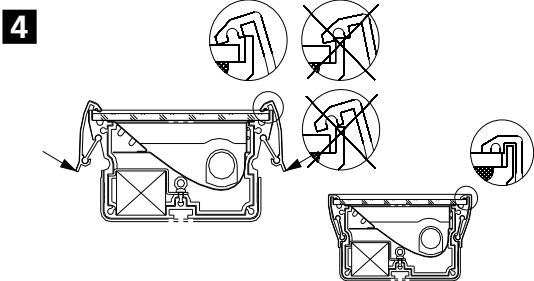
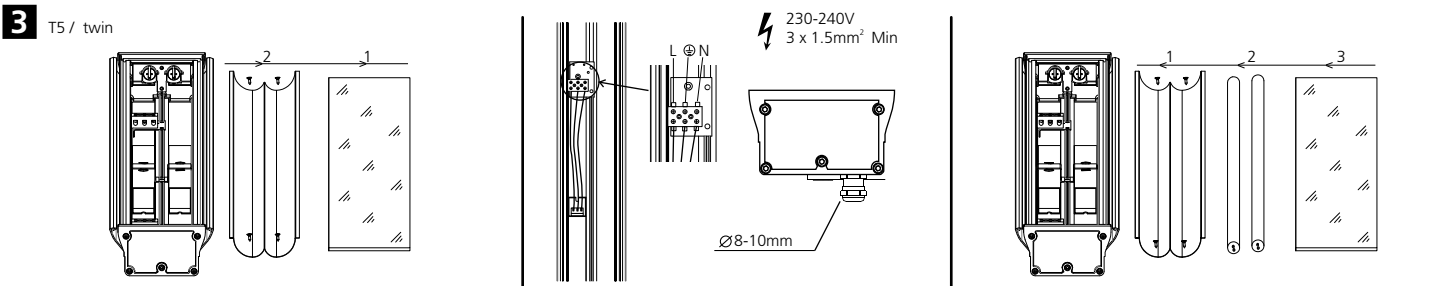
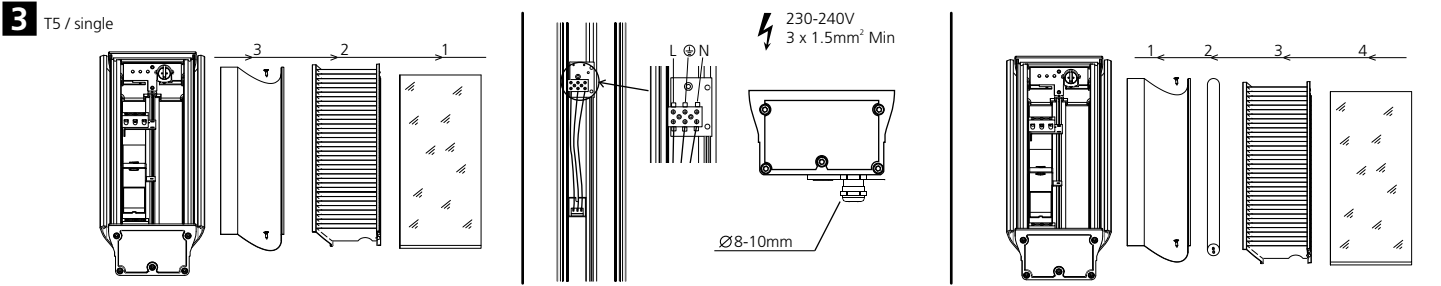
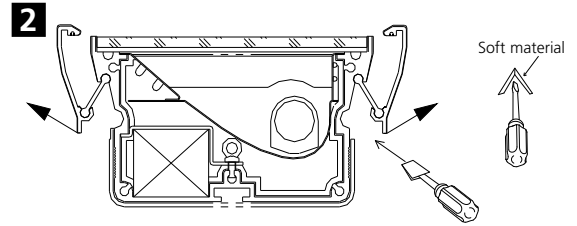
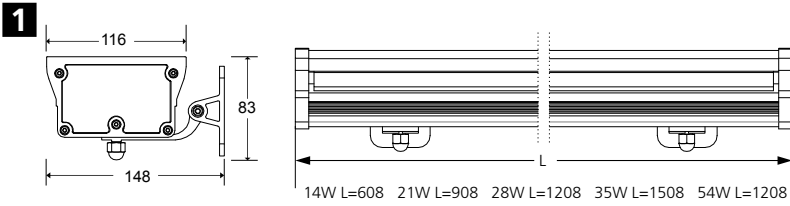
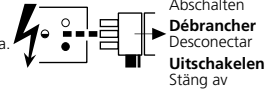
0049467-0049476

14W - 3.6kg 21W - 4.6Kg
28W - 5.6kg 35W - 6.6kg
54W - 5.6kg

Maximum projected area:
14W - 0.37m² 21W - 0.83m²
28W/54W - 1.48m²
35W - 2.28m²



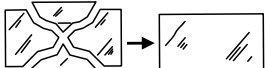
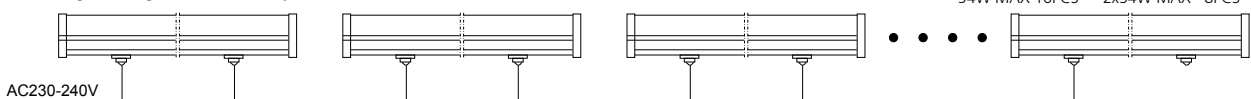
Disconnect from mains supply before replacing the fuse or the lamp.
Vor dem Einsetzen der Sicherung oder der Lampe Spannungsfreiheit herstellen.
Débrancher le secteur avant de remplacer le fusible ou l'ampoule.
Desconectar del suministro de la red, antes de realizar la sustitución del fusible o de la lámpara.
Voor het vervangen van lamp of zekering, eerst netspanning uitschakelen.
Kopla bort spänningen före byte av en säkring eller en lampa.



Connection qty:

14W MAX 52PCS	2x14W MAX 26PCS
21W MAX 34PCS	2x21W MAX 17PCS
28W MAX 28PCS	2x28W MAX 14PCS
35W MAX 23PCS	2x35W MAX 12PCS
54W MAX 16PCS	2x54W MAX 8PCS

Double water-gland design to facilitate one-by-one connection



Replace any cracked protective shield.

Dieses symbol bedeutet, dass defekte Schutzgläser sofort ersetzt werden müssen.
Ce symbol indique que vous devez remplacer tout verre de protection fêlé.
Este simbolo indica que hay que 'reemplazar filtros en caso de rotura o desperfectos'.
Dette symbolet indikerer at alle ødelagte (sprukne) sikkerhetglass må skiftes.

Valaisinta el saa käyttää ilman suojalasia vioittunut suojalasi on vaihdettava uuteen ennen valaisimen käyttöön ottoa.