

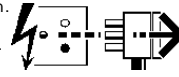
Officelyte 1-10V Dimming

Installation Instructions **IS500** **F** **⊕** This Product **MUST** be **EARTHED**

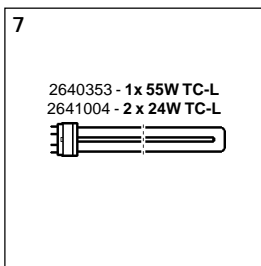
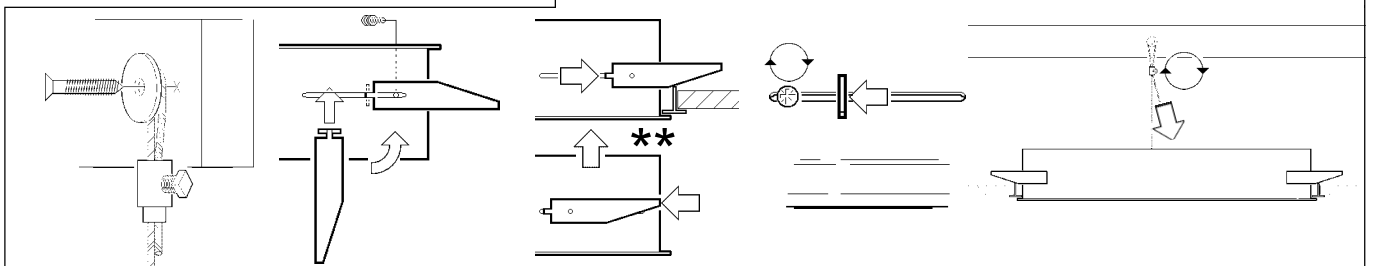
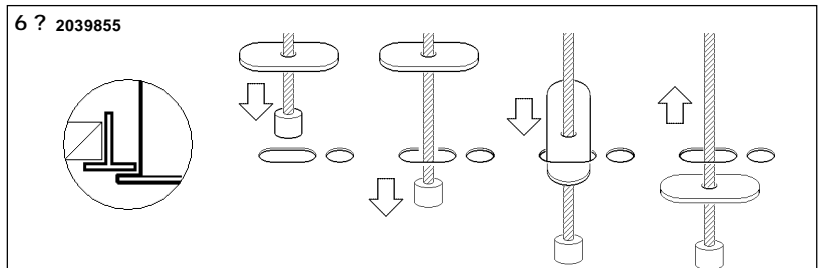
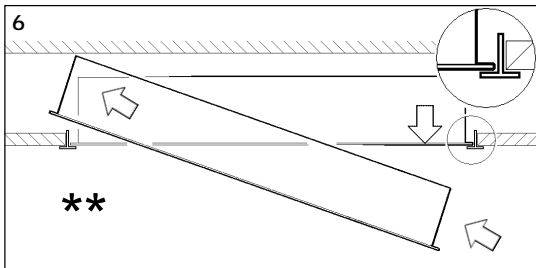
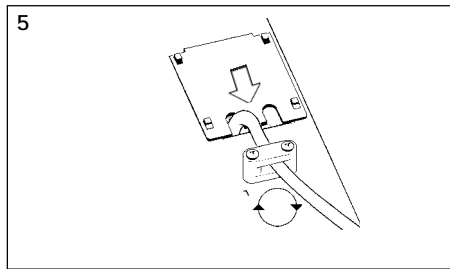
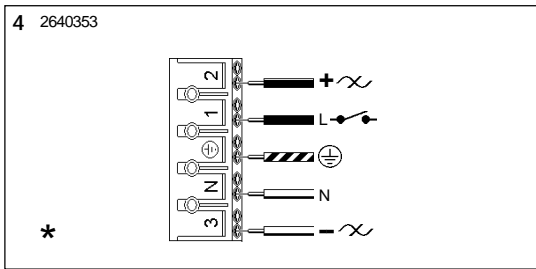
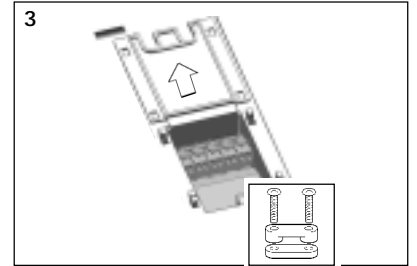
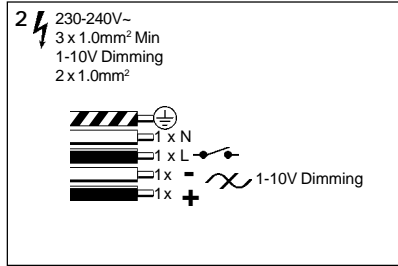
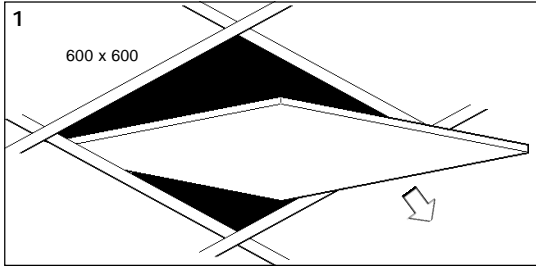
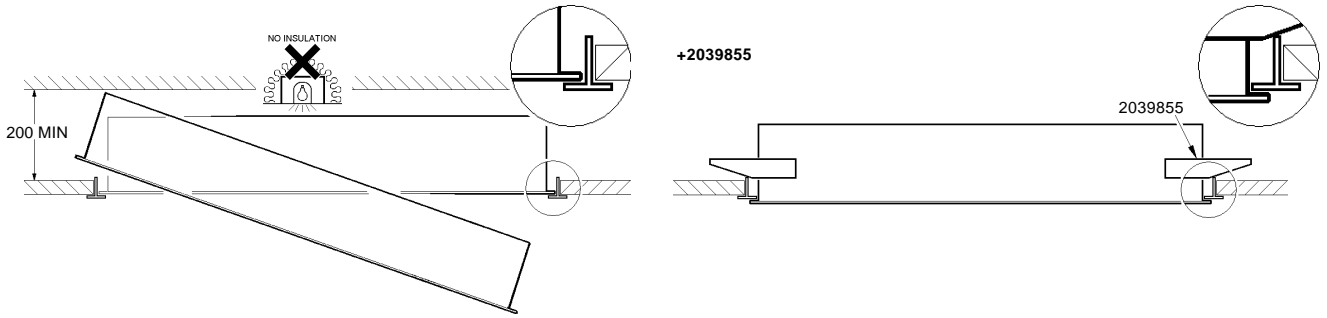
IS1238A

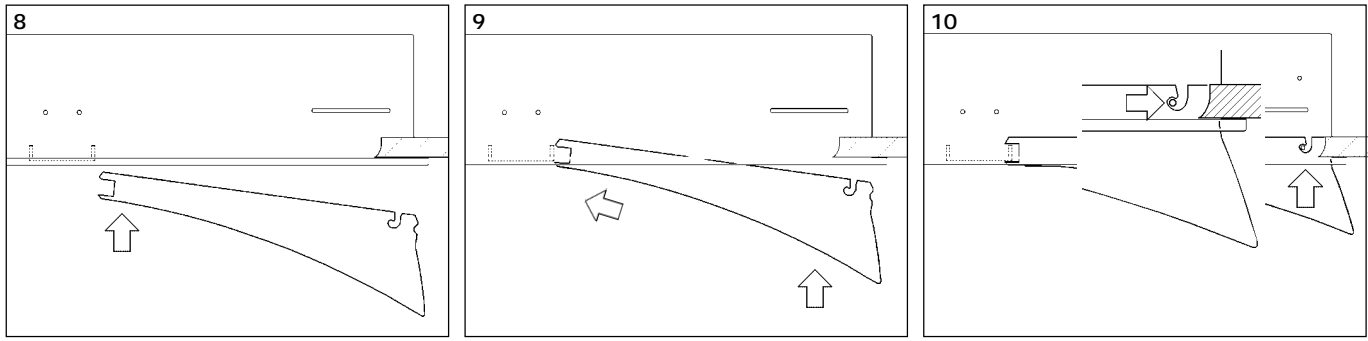
2640353 - 5.60Kg
2641004 - 5.60Kg

Disconnect from mains supply before replacing the fuse or the lamp.
Vor dem Einsetzen der Sicherung oder der Lampe Spannungsfreiheit herstellen.
Débrancher le secteur avant de remplacer le fusible ou l'ampoule.
Desconectar del suministro de la red, antes de realizar la sustitución del fusible o de la lámpara.
Voor het vervangen van lamp of zekering, eerst netspanning uitschakelen.
Koppla bort spänningen före byte av en säkring eller en lampa.



Switch Off
Abschalten
Débrancher
Desconectar
Uitschakelen
Stäng av





Suitable for use indoors
 Geeignet für Innenanwendung
 Pour un usage interne
 Adecuada para uso en interiores
 Geschikt voor gebruik binnen
 Lämpelig för inomhusbruk



Replace any cracked protective shield.



Dieses symbol bedeutet, dass defekte schutzgläser sofort ersetzt werden müssen.

Ce symbol indique que vous devez remplacer tout verre de protection fêlé.



Este simbolo indica que hay que 'reemplazar filtros en caso de rotura o desperfectos'.

Dette symbolet indikerer at alle ødelagte (sprukne) sikkerhetglass må skiftes.

Valaisinta el saa käyttää ilman suojalasia vioitunut suojalasi on vaihdettava uuteen ennen valaisimen käyttöön ottoa.

These Products are protected by the following Patents and Design Registrations: Patent Application: GB0606684.9 Design Registration: EU 509427

< Millimetres >



This Electrical Product
 MUST be recycled.



11.07

Concord

Avis Way Newhaven East Sussex BN9 0ED
 T 0870 606 2030 F 01273 512 688 email: information@concordmarlin.com

