

# Myriad LED

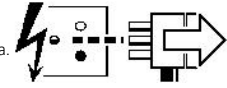


These products must be Earthed

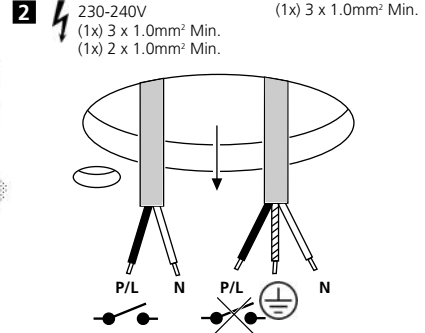
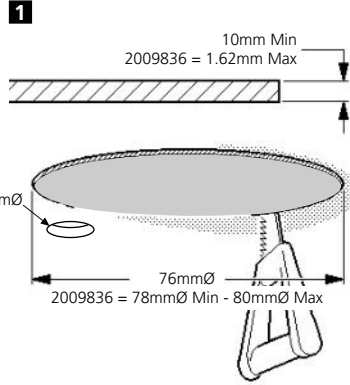
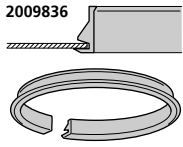
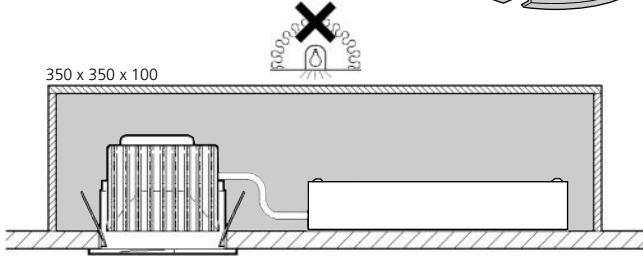
IS1365B

- Electronic  
 2050661 2050663 2050665 2050667 2050671 2050675  
 2050669 2050673 2050677  
 ⚡ 2050662 2050664 2050666 2050668 2050672 2050676  
 2050670 2050674 2050678
- Dimmable  
 2049513 2049515 2049517 2049525 2049529 2049533  
 2050527 2050531 2050535  
 ⚡ 2049514 2049516 2049518 2049526 2049530 2049534  
 2049528 2049532 2049536
- DALI  
 2049519 2049521 2049523 2049537 2049541 2049545  
 2049539 2049543 2049547  
 ⚡ 2049520 2049522 2049524 2049538 2049542 2049526  
 2049540 2049544 2049548

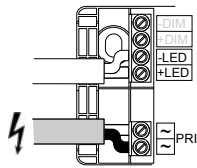
**Disconnect from mains supply before replacing the fuse or the lamp.**  
 Vor dem Einsetzen der Sicherung oder der Lampe Spannungsfreiheit herstellen.  
**Débrancher le secteur avant de remplacer le fusible ou l'ampoule.**  
 Desconectar del suministro de la red, antes de realizar la sustitución del fusible o de la lámpara.  
**Voor het vervangen van lamp of zekering, eerst netspanning uitschakelen.**  
 Koppla bort spänningen före byte av en säkring eller en lampa.



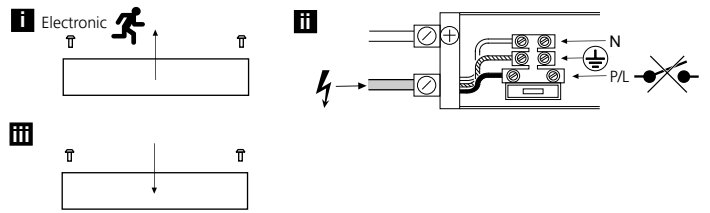
**Switch Off**  
 Abschalten  
**Débrancher**  
 Desconectar  
**Uitschakelen**  
 Stäng av



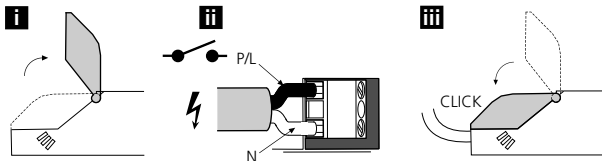
## 3 Electronic



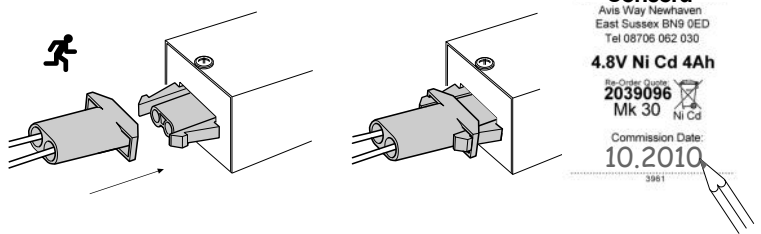
## 4



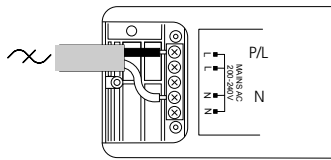
## 3 DALI



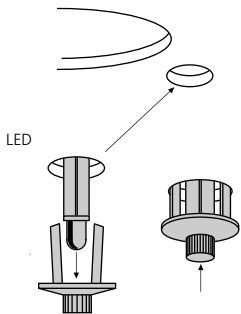
## 5



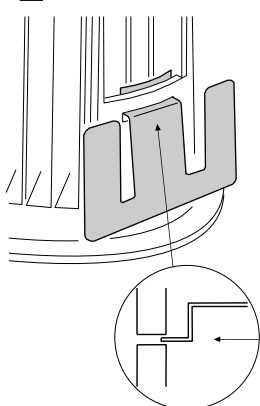
## 3 Dimming



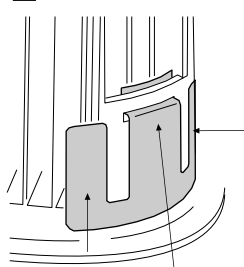
## 6



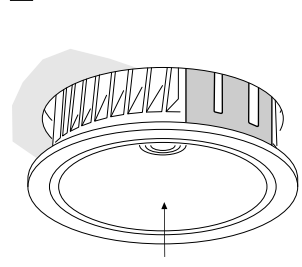
## 7



## 8

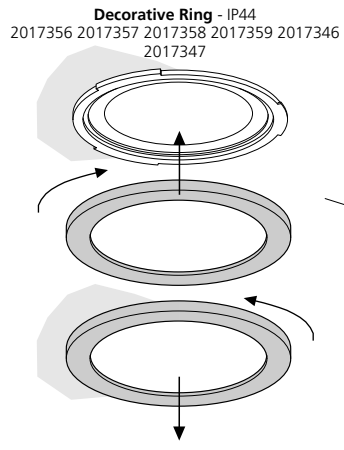


## 9

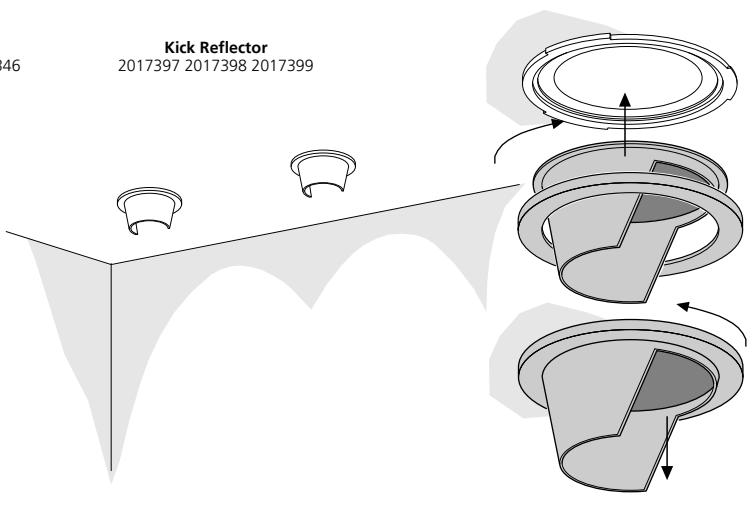


**! NOT IP65 (2050668 2050670 2050672 2050674 2050676 2050678)**

- Shallow Dish - IP44**  
2017373 2017374 2017375  
2017376 2019080
- Floating Glass**  
2017400 2017401 2017402  
2008750 2008752
- Shallow Ring**  
2017360 2017361 2017362 2017363
- Glow Ring**  
2017380 2017381 2017382  
2017383 2017384 2017385
- Deep Decorative Ring**  
2017364 2017365 2017366 2017367  
2017368 2017369 2017370 2017371  
2017372
- Metal Ring**  
2017377 2017378 2017379
- Micro Kometa Ring**  
2049561
- Micro Glass Dish**  
2049563 2049564
- Micro Floating Glass Stack**  
2049565 2049566



- Kick Reflector**  
2017397 2017398 2017399



**Routine Testing**

- Testing should be carried out in accordance with the recommendations of BS5266.
1. A monthly functional test.
  2. Twice yearly, a one hour test.
  3. Every three years, a full three hour duration test.
- The above tests assume a three hour system.
4. Batteries should be replaced when the luminaire no longer meets the 3 hours duration performance.
  5. Testing could be performed by interrupting the fixed phase supply for the test duration, during which the luminaire should remain lit.
  6. Ensure that the 'LED' is 'OFF' during 'Discharge Mode', and 'ON' during 'Charging Mode'.
  7. Replace faulty lamps immediately.

To assist with this testing, a test card is included below.

If the charge indicator (LED) is unlit, this signifies a fault. To increase the chance of a fault being reported between monthly tests, it is desirable that staff are made aware of the purpose of the indicator.

This module should not be modified or repaired by any person other than those nominated by the manufacturer. ANY unauthorised modifications may render the module unsafe and will invalidate our warranty and conformance to any safety standards that may apply. The company will accept no responsibility for any modified modules, or for damage caused as a result of modifications.

All details are given for guidance only and do not constitute a contract. We reserve the right to change the characteristics of products without notice.

**Test Record**

Type:.....	Location.....					
Month	Test	1st Year	2nd Year	3rd Year	4th Year	5th Year
.....	1. Functional					
.....	2. Functional					
.....	3. Functional					
.....	4. Functional					
.....	5. Functional					
.....	6. Functional					
.....	7. Functional					
.....	8. Functional					
.....	9. One Hour					
.....	Three Hour					
.....	10. Functional					
.....	11. Function					
.....	12. Funtional					

**Suitable for use indoors**  
Geeignet für Innenanwendung  
**Pour un usage interne**  
Adecuada para uso en interiores  
**Geschikt voor gebruik binnen**  
Lämplig för inomhusbruk

**Replace any cracked protective shield.**  
Dieses symbol bedeutet, dass defekte schutzgläser sofort ersetzt werden müssen.  
**Ce symbol indique que vous devez remplacer tout verre de protection félé.**  
Este simbolo indica que hay que 'reemplazar filtros en caso de rotura o desperfectos'.  
**Dette symbolet indikerer at alle ødelagte (sprukne) sikkerhetglass må skiftes.**  
Valaisinta el saa käyttää ilman suojalasia vioutunut suojalasi on vaihdettava uuteen ennen valaisimen käyttöön ottoa.

This Electrical Product **MUST** be recycled.