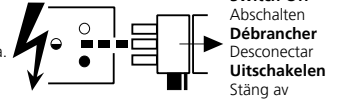
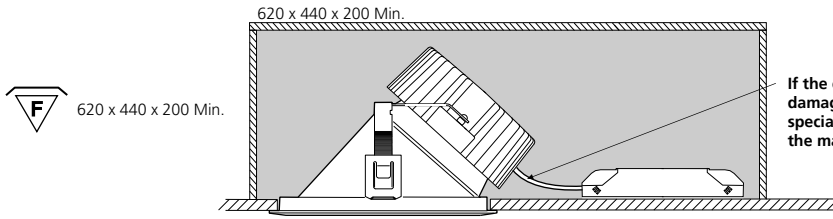


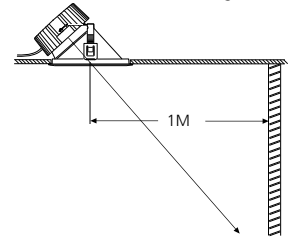
Disconnect from mains supply before replacing the lamp.
 Vor dem Einsetzen der Sicherung oder der Lampe Spannungsfreiheit herstellen.
Débrancher le secteur avant de remplacer le fusible ou l'ampoule.
 Desconectar del suministro de la red, antes de realizar la sustitución del fusible o de la lámpara.
Voor het vervangen van lamp of zekering, eerst netspanning uitschakelen.
 Koppla bort spänningen före byte av en säkring eller en lampa.



Switch Off
 Abschalten
Débrancher
 Desconectar
Uitschakelen
 Stäng av

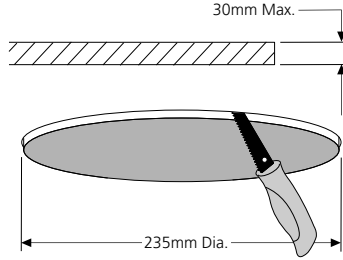


If the external cable of this luminaire is damaged, it shall be replaced by a special cable exclusively available from the manufacturer or his agent.

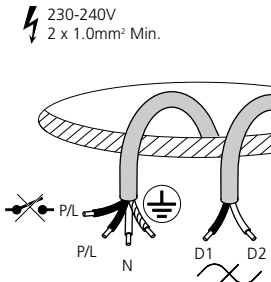


1

i



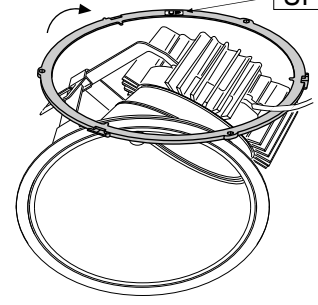
ii



?

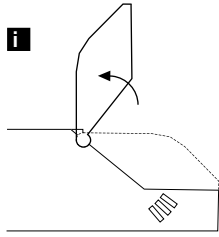
IS1150 Accessories

UP

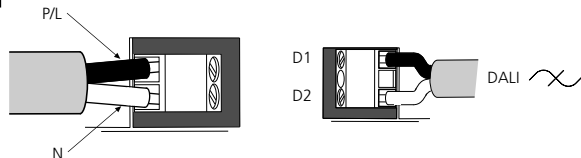


2

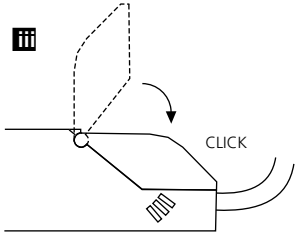
i



ii

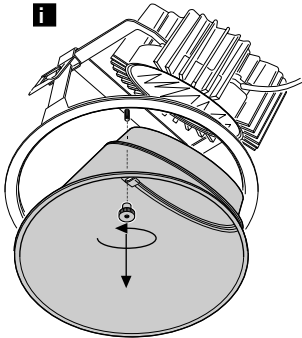


iii

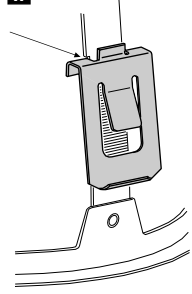


3

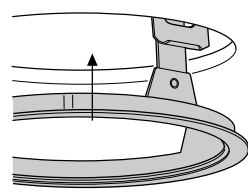
i



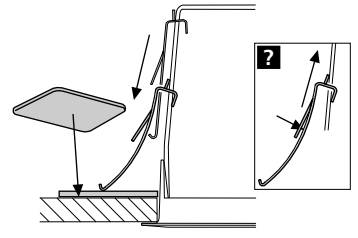
ii



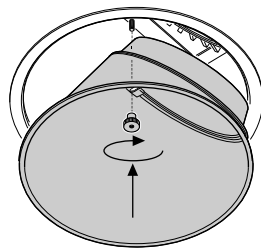
iii



iv



4



Suitable for use indoors
 Geeignet für Innenanwendung
Pour un usage interne
 Adecuada para uso en interiores
Geschikt voor gebruik binnen
 Lämpelig för inomhusbruk



This Electrical Product **MUST** be recycled.