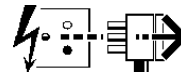
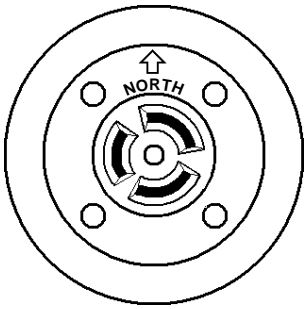


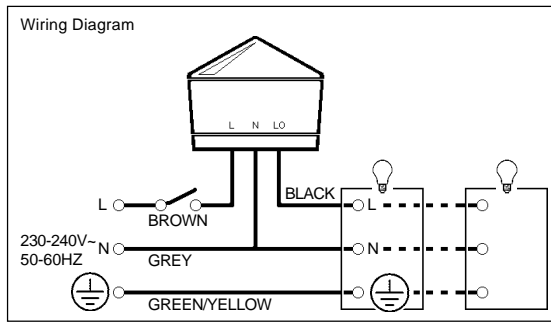
Disconnect from mains supply before replacing the fuse or the lamp.
 Vor dem Einsetzen der Sicherung oder der Lampe Spannungsfreiheit herstellen.
Débrancher le secteur avant de remplacer le fusible ou l'ampoule.
 Desconectar del suministro de la red, antes de realizar la sustitución del fusible o de la lámpara.
Voor het vervangen van lamp of zekering, eerst netspanning uitschakelen.
 Koppla bort spänningen före byte av en säkring eller en lampa.



Switch Off
 Abschalten
Débrancher
 Desconectar
Uitschakelen
 Stäng av



Column Mounted
4050900 4050911



Wall (remote) Mounted
4050853

Installation should be carried out by a suitably qualified person in accordance with good electrical practice and the appropriate national wiring regulations.

Switch off mains supply before commencing installation.

Installation Instructions

Column Mounted

Remove and discard existing cap and gasket if applicable.

Fit supplied gasket.

Column / Wall (remote) Mounted

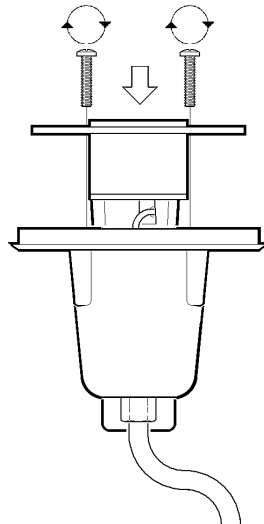
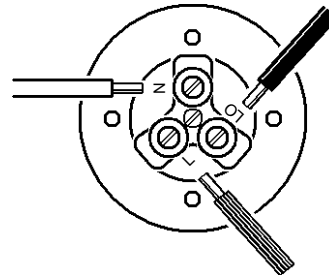
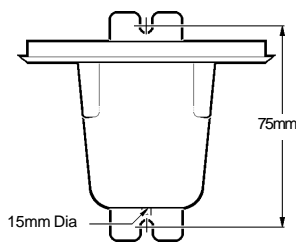
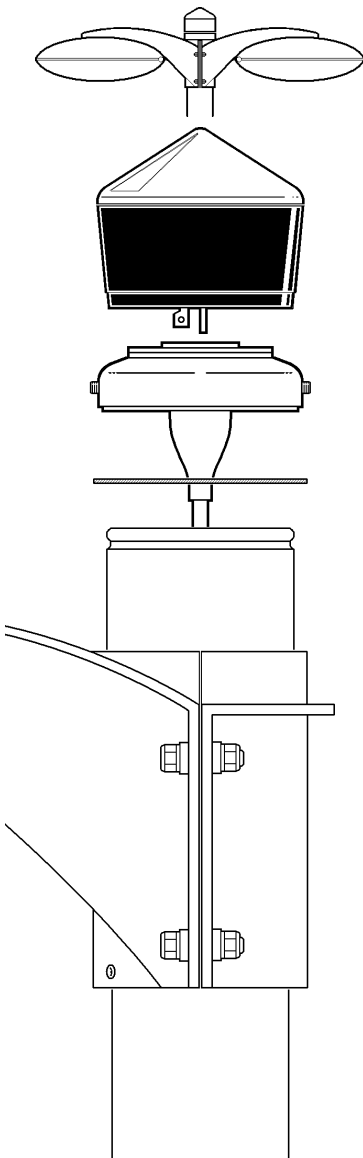
Locate photocell socket, align arrow to face 'NORTH' and secure socket in position.

Insert photocell in socket and twist to lock.

NOTE: Photocell will only fit in ONE position.

MAX. Resistance load = 10 Amps
 MAX. Inductive load = 1200W

WARNING: This product must not be subjected to high voltage insulation testing and must be removed from the installation during Insulation testing.



Suitable for use indoors
 Geeignet für Innenanwendung
Pour un usage interne
 Adecuada para uso en interiores
Geschikt voor gebruik binnen
 Lämplig för inomhusbruk



Replace any cracked protective shield.

Dieses symbol bedeutet, dass defekte Schutzgläser sofort ersetzt werden müssen.

Ce symbol indique que vous devez remplacer tout verre de protection fêlé.

Este simbolo indica que hay que reemplazar filtros en caso de rotura o desperfectos.



Dette symbolet indikerer at alle ødelagte (sprukne) sikkerhetglass må skiftes.

Valaisinta ei saa käyttää ilman suojalasias vioitunut suojalasi on vaihdettava uuteen ennen valaisimen käyttöön ottoa.

< Millimetres >



This Electrical Product
MUST be recycled.



05.09