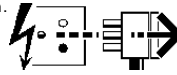


2042739

**Disconnect from mains supply before replacing the fuse or the lamp.**  
**Vor dem Einsetzen der Sicherung oder der Lampe Spannungsfreiheit herstellen.**  
**Débrancher le secteur avant de remplacer le fusible ou l'ampoule.**  
**Desconectar del suministro de la red, antes de realizar la sustitución del fusible o de la lámpara.**  
**Voor het vervangen van lamp of zekering, eerst netspanning uitschakelen.**  
**Koppla bort spänningen före byte av en säkring eller en lampa.**

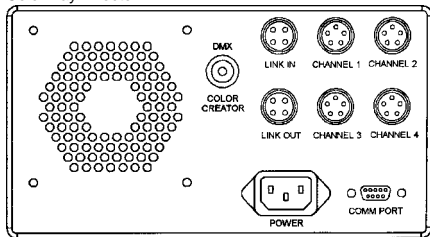


**Switch Off**  
**Abschalten**  
**Débrancher**  
**Desconectar**  
**Uitschakelen**  
**Stäng av**

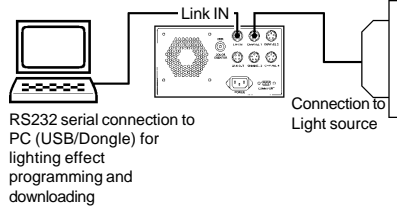
<b>Specification</b>	Intelligent Series FOUR FOUR Channel Output Unit
No of Light Output Channel	4 channel
Housing Material	Anodize aluminium depending on design
Ingress (Optional)	Indoor
Size (mm) (Typical)	120 (W) x 120 (H) x 310 (L)
Operating Temperature	- 20° C to +60° C
Storage Temperature	- 30° C to +80° C
Power Input Voltage	100-240V AC, 50/60Hz
Power Output Voltage	12V DC/24V DC
Maximum Rating	500 Watt
Light Source Connector	5-pin-240°male DIN connector
Light Source Compatability	<b>WonderGLO™</b>
Effective Data Transmission Distance	50M Maximum Standard industrial type data signal repeater is required for extended distance.
Recommended Data Cable Type	Indoor: standard data cable, colour code 4-wire VDE 0482 compliance.
Multiple ColorDIRECTOR™ units interfacing capability	YES via daisy-chain method
Lighting control connectivity	Real-time control via PC through RS-232 protocol or DMX Protocol
Compatible Lighting Software	<b>ColorRAY™ ColorCREATOR™</b> Protocol Software & DMX Master/Dongle
PC System Requirement (Requires <b>ColorRAY™</b> )	Processor : Pentium III or higher Comm. Port : Serial (RS232) Port Memory : 64MB of RAM or Higher Hard Disc Drive : 2GB or Higher Display Card : VGA or Higher Operating System : Microsoft Windows XP/2000
Effective Distance for PC Download Interface Cable	50m Maximum

### Connecting to **WonderGLO™**

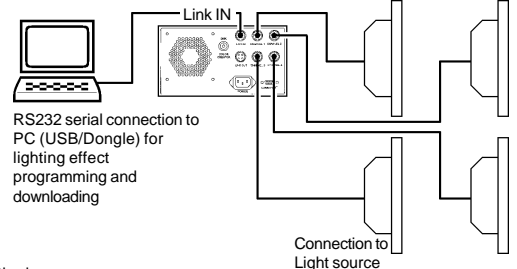
#### Color Ray Director



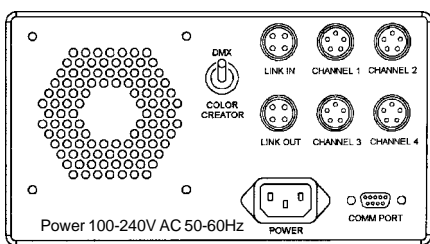
#### ColorDIRECTOR™ Single Channel Output Unit



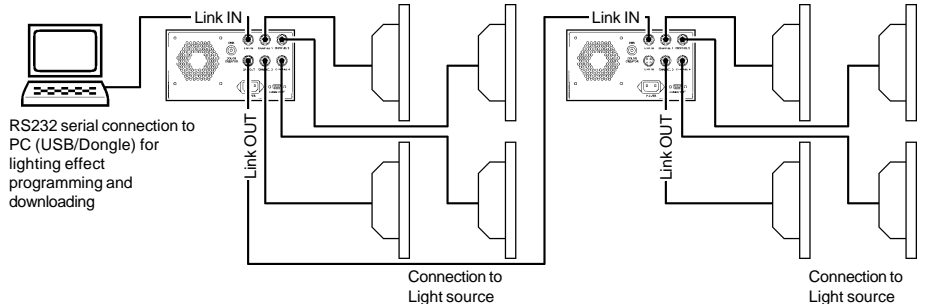
#### ColorDIRECTOR™ Four Channel Output Unit



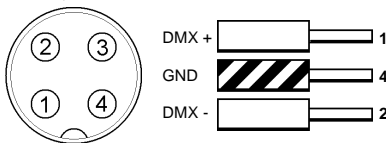
Push switch **UP** for DMX or **DOWN** for ColorCREATOR



#### Connecting multiple controller via RS485 Daisy-Chain method



Link IN, Link OUT.



**Suitable for use indoors**  
 Geeignet für Innenanwendung  
**Pour un usage interne**  
 Adecuada para uso en interiores  
**Geschikt voor gebruik binnen**  
 Lämplig för inomhusbruk



< Millimetres >



This Electrical Product  
**MUST** be recycled.



04.08