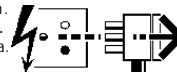


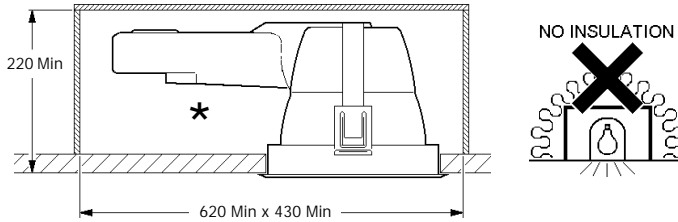
Suitable for use indoors
 Geeignet für Innenanwendung
 Pour un usage interne
 Adecuada para uso en interiores
 Geschikt voor gebruik binnen
 Lämpig för inomhusbruk

Disconnect from mains supply before replacing the fuse or the lamp.
 Vor dem Einsetzen der Sicherung oder der Lampe Spannungsfreiheit herstellen.
 Débrancher le secteur avant de remplacer le fusible ou l'ampoule.
 Desconectar del suministro de la red, antes de realizar la sustitución del fusible o de la lámpara.
 Voor het vervangen van lamp of zekering, eerst netspanning uitschakelen.
 Koppla bort spänningen före byte av en säkring eller en lampa.



Switch Off
 Abschalten
 Couper le conector
 Desconectar
 Uitschakelen
 Stäng av

2 x 18W TC-TE 185Ø
 2837923



1. Dimensions: 30 Max height, 185Ø = 223Ø c/o diameter.

2. Cable: 230/240V, 3 x 1.0mm² Min. Labels: P/L, N, Earth.

3. Cable entry into the housing.

4. Housing assembly.

5. Terminal block wiring. Labels: N, P/L, Earth.

6. Cable secured in housing.

7. Housing fully assembled.

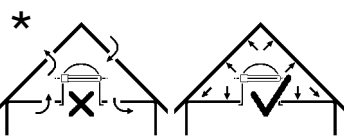
8. Mounting bracket installation.

9. Bracket secured to the wall.

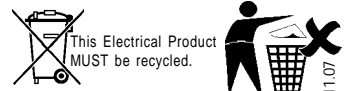
10. Lamp holder assembly.

11. Lamp holder inserted into the housing.

12. Lamp inserted into the holder. Note: Rotate 3 times (x3).



IMPORTANT NOTE
 When using TC-T lamps, install in still air voids only!
WICHTIGER HINWEIS
 Bei Verwendung von TC-T Lampen, auf genügende Durchlüftung achten!
IMPORTANT
 Utiliser les lampes TC-T dans un environnement avec température stable
IMPORTANTE
 Cuando utilice lámparas TC-T instalar sólo en espacios ventilados.
LET OP
 Gebruik TC-T lampen slechts in TOCHTVRIJE ruimten.
VIKTIG INFORMATION
 Bör ej användas vid installation i ventilerade undertak



This Electrical Product MUST be recycled.

< Millimetres >