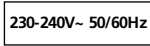


3098100 - 3098127



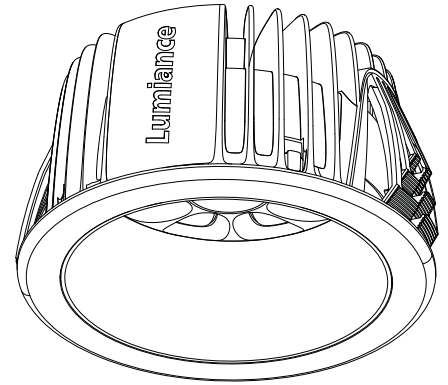
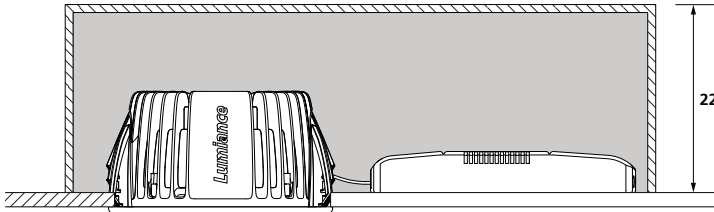
STD
 INSAVER II 150 LO - 3098100 - 3098107
 INSAVER II 150 HO - 3098114 - 3098121

EMG
 INSAVER II 150 LO E3 - 3098108 - 3098113
 INSAVER II 150 HO E3 - 3098122 - 3098127

200mm x 200mm

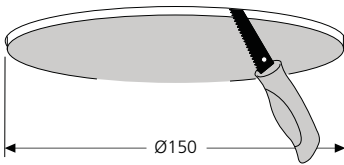
260mm x 260mm

220mm



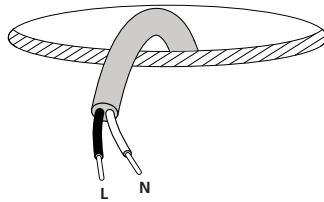
STD = 0.9Kg
 EMG = 1.5Kg

1



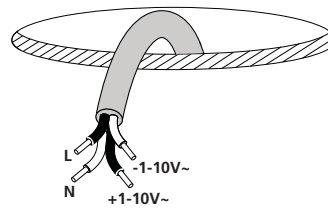
2

230-240V~



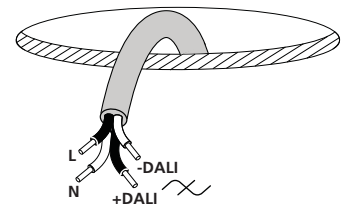
2

1-10V~



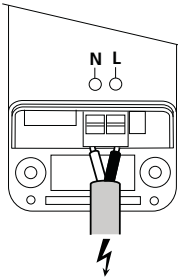
2

DALI



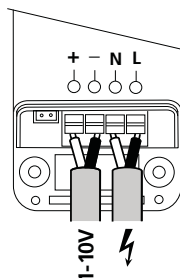
3

230-240V~



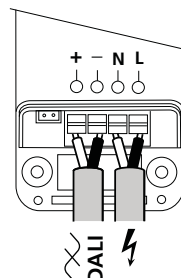
3

1-10V~

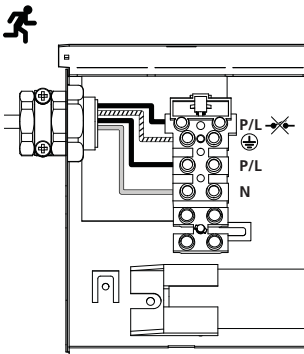


3

DALI

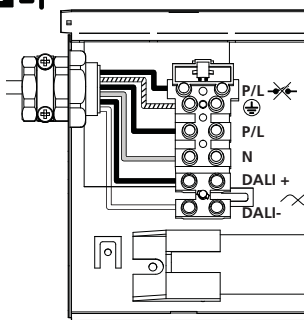


4



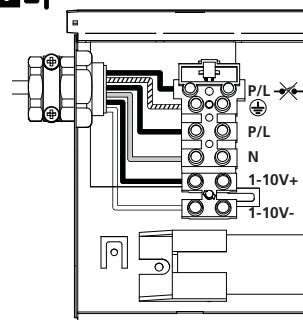
4

DALI



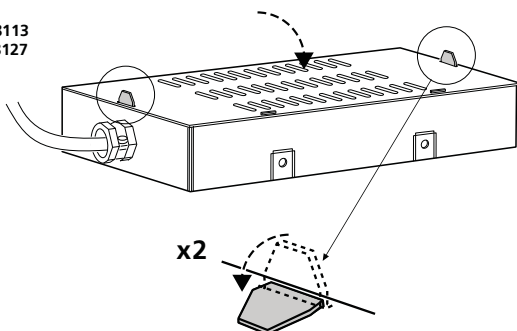
4

1-10V~



5

3098108 - 3098113
 3098122 - 3098127



COMMISSIONING DATE	JAN	FEB	MAR	APR
	MAY	JUN	JUL	AUG
	SEP	OCT	NOV	DEC
	2010	2011	2012	2013
	2014	2015	2016	2017
	2018	2019	2020	2021

