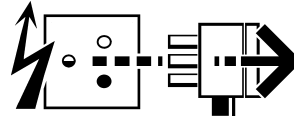


Babystar (Starlet) and Accessories

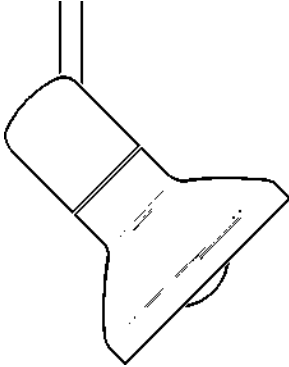
This Product MUST be EARTHED. Instruction Sheet No. IS320D

Disconnect from mains supply before replacing the fuse or the lamp.
 Vor dem Einstezen der Sicherung oder Lampe vom Spannungsfreiheit herstellen.
 Débrancher le secteur avant de remplacer le fusible ou l'ampoule.
 Desconectar del suministro de la red, antes de realizar la sustitución del fusible o de la lámpara.
 Voór ver vanging van lamp of zekering, eerst netspanning uitschokelen.

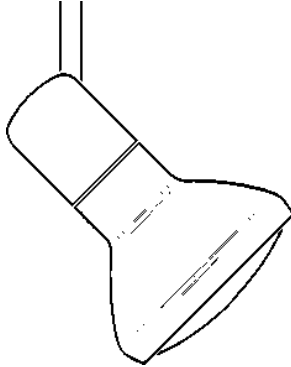


Switch Off
 Abschalten
 Couper le conectar
 Desconectar
 Uitschakelen

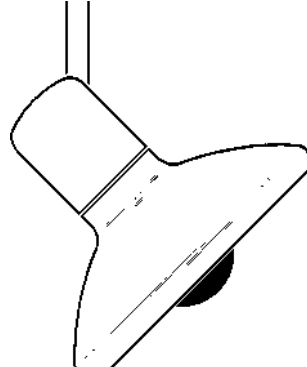
2008694, 2008696, 2008773, 2008700, 08523, 08524, 08520, 08528.



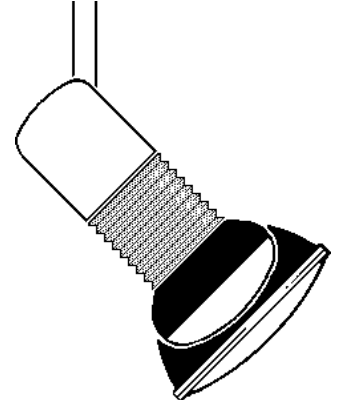
2008694
 60W Max. A60 E27 Clear



2008696
 150W Max. Par 38 E27



2008773
 100W Max. A-CS65 E27



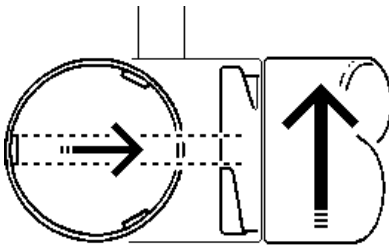
2008700
 60W Max. ISL R80 E27
 150W Max. Par 38 E27

08523
 100W Max. A60 E27 Clear

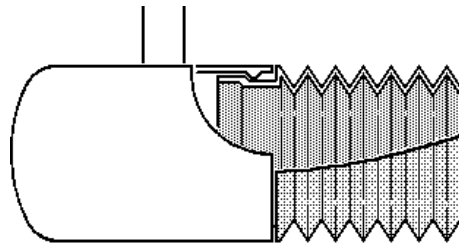
08524
 150W Max. Par 38 E27

08520
 100W Max. A-CS65 E27

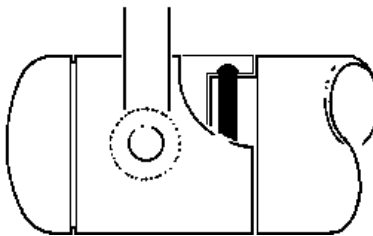
08528
 100W Max. ISL R95 E27
 150W Max. Par 38 E27



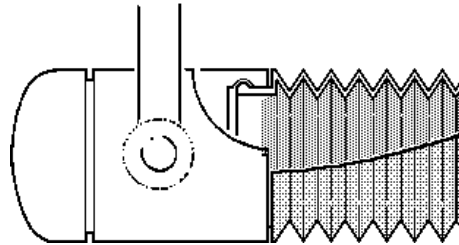
2008694
2008696
2008773



2008700



08523
08524
08520



08528

