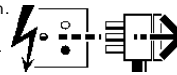


Disconnect from mains supply before replacing the fuse or the lamp.
Vor dem Einsetzen der Sicherung oder der Lampe Spannungsfreiheit herstellen.
Débrancher le secteur avant de remplacer le fusible ou l'ampoule.
Desconectar del suministro de la red, antes de realizar la sustitución del fusible o de la lámpara.
Voor het vervangen van lamp of zekering, eerst netspanning uitschakelen.
Koppla bort spänningen före byte av en säkring eller en lampa.



Switch Off
Abschalten
Débrancher
Desconectar
Uitschakelen
Stäng av

This luminaire is suitable for interior ceiling mounting only.

Installation should be carried out by a suitably qualified person in accordance with good electrical practice and the appropriate national wiring regulations.

Switch off mains electrical supply before commencing installation.

Installation Procedure

Removing Covers - Fig. 1.
Carefully lever out small cover.

Press catches indicated by the arrows to release large cover.

Gear Unit - Fig.2.

Prepare suitable fixings in ceiling and secure gear unit (D) to ceiling using suitable round headed screws (E).

Connect mains supply leads in terminal block (B) and earth lead to terminal (C).

Protection of electrical supply is provided by a 500mA fuse (A).

Fitting Glass - Fig. 3.

Secure glass (A) in position with felt washers (B) and retaining screws (C).

Insert appropriate lamp as indicated on label (D).

WARNING: This luminaire must be earthed.

NOTE: This luminaire should be cleaned using warm soapy water and a soft cloth. Ensure luminaire is switched off during cleaning.

Dispose of lamp in accordance with manufacturer's instructions.

Fig. 1.




Fig. 2.

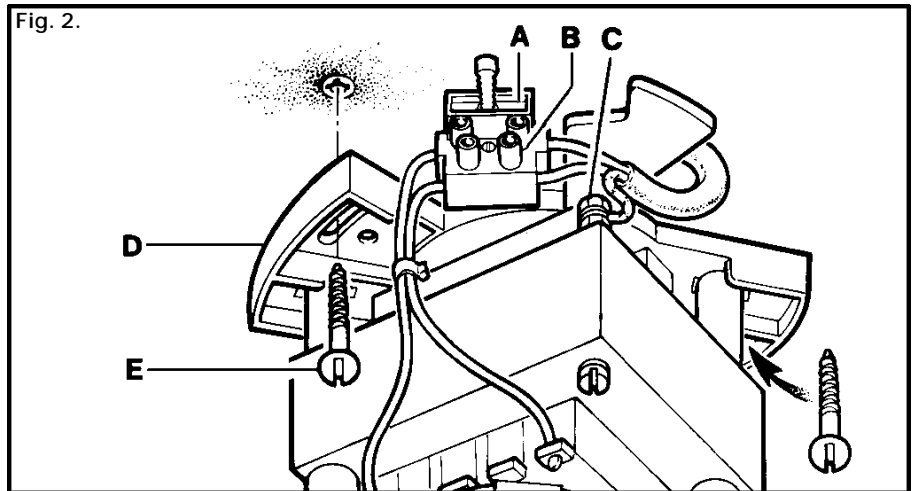
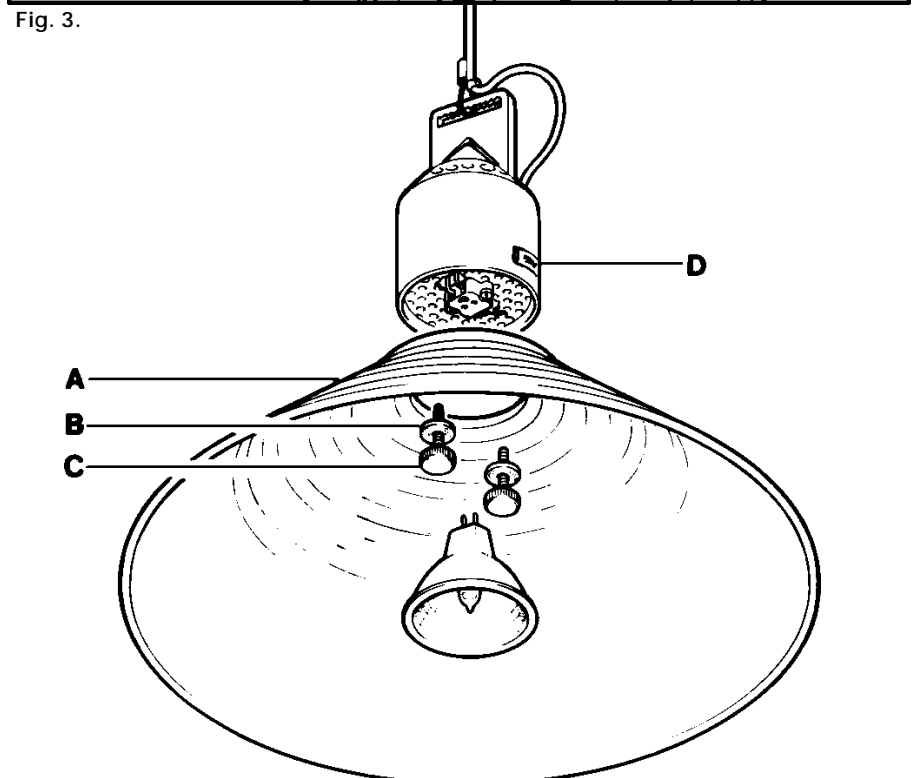


Fig. 3.



Suitable for use indoors

Geeignet für Innenanwendung

Pour un usage interne

Adecuada para uso en interiores

Geschikt voor gebruik binnen

Lämplig för inomhusbruk



Replace any cracked protective shield.

Dieses symbol bedeutet, dass defekte Schutzgläser sofort ersetzt werden müssen.

Ce symbole indique que vous devez remplacer tout verre de protection fêlé.

Este símbolo indica que hay que reemplazar filtros en caso de rotura o desperfectos.

Dette symbolet indikerer at alle ødelagte (sprukne) sikkerhetsglass må skiftes.

Valaisinta ei saa käyttää ilman suojalasiasa vioittunut suojalasi on vaihdettava uuteen ennen valaisimen käyttöön ottoa.

< Millimetres >



This Electrical Product
MUST be recycled.



04.08

Concord