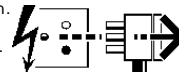


This Product MUST be EARTHED

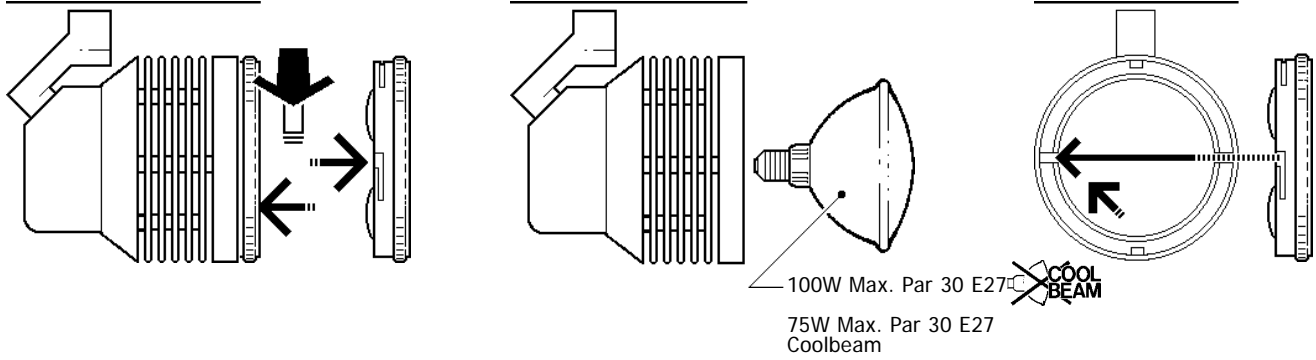
- 2010741 2010742 2010743
- 2010749 2010750 2010751
- 2010786 2010788 2010754
- 2010755 2010756 2010758
- 2010759 2010760 2010790
- 2010791 2010761 2010762
- 2010763 2010764 2010765
- 2010766 2010767 2010768
- 2010769 2010770 2010772
- 2010792 2010794 2010795
- 2010796 2017998 2017999
- 2017992 2017993 2017996
- 2017997

Disconnect from mains supply before replacing the fuse or the lamp.  
 Vor dem Einsetzen der Sicherung oder der Lampe Spannungsfreiheit herstellen.  
**Débrancher le secteur avant de remplacer le fusible ou l'ampoule.**  
 Desconectar del suministro de la red, antes de realizar la sustitución del fusible o de la lámpara.  
 Voor het vervangen van lamp of zekering, eerst netspanning uitschakelen.  
 Koppla bort spänningen före byte av en säkring eller en lampa.

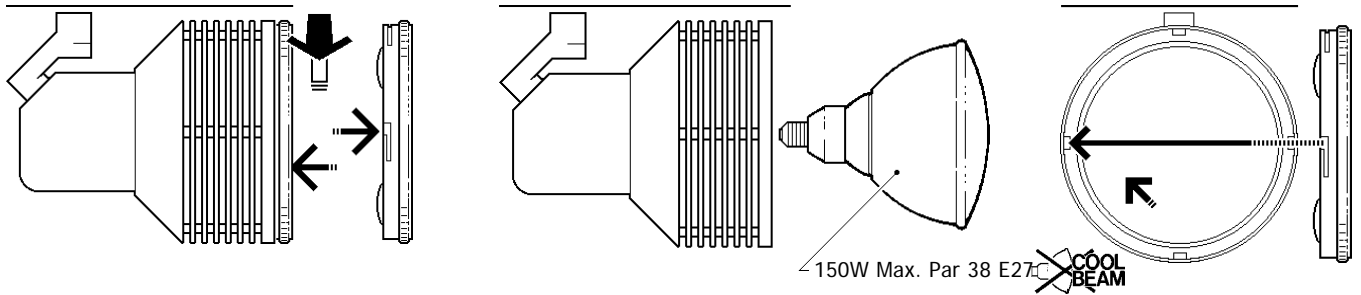


Switch Off  
 Abschalten  
**Débrancher**  
 Desconectar  
 Uitschakelen  
 Stäng av

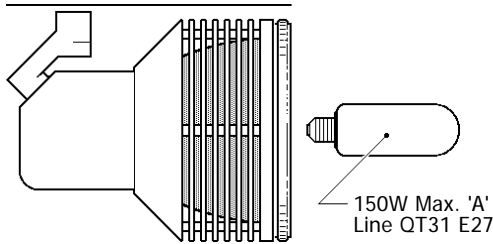
**A - 2010741, 2010742, 2010743, 2010749, 2010750, 2010751, 2010786, 2010788.**



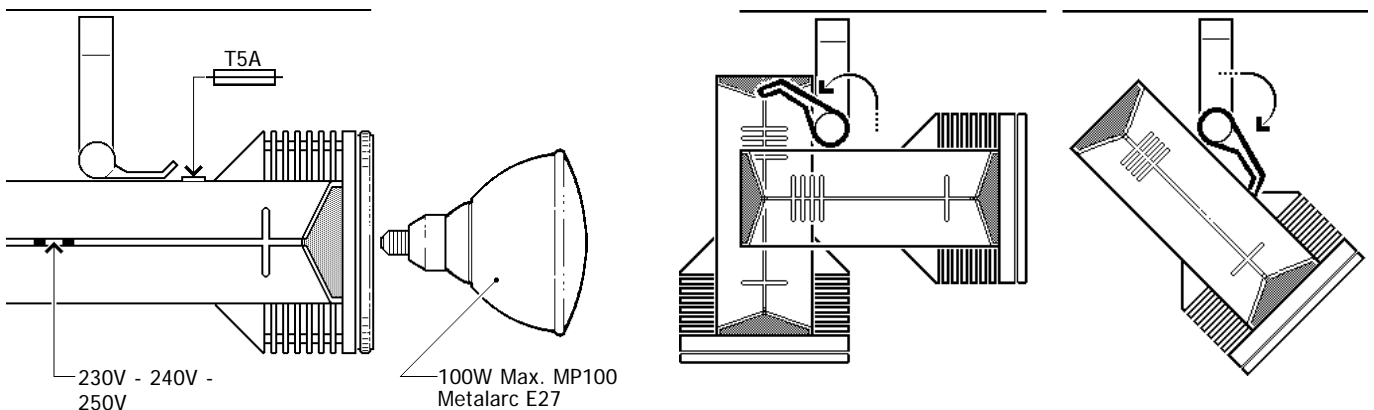
**B - 2010754, 2010755, 2010756, 2010758, 2010759, 2010760, 2010790, 2010791.**



**C - 2010761, 2010762, 2010763, 2010764, 2010765, 2010766, 2010767, 2010768, 2010769, 2010770, 2010772, 2010792, 2010794, 2010795, 2010796.**



**D - 2017998, 2017999, 2017992, 2017993, 2017996, 2017997.**

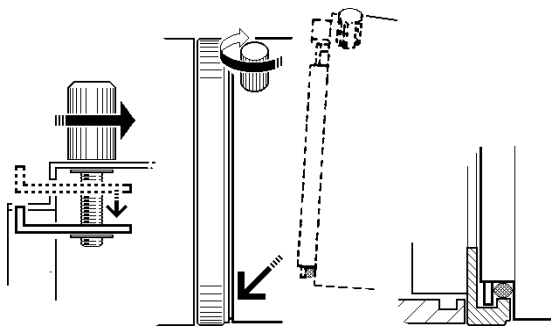


Accessories

<b>A</b>	2010932, 2010933	2010926, 2010927	2010930, 2010931	2010928, 2010929
<b>B</b>	2010940, 2010942	2010934, 2010935	2010938, 2010939	2010936, 2010937
<b>C</b>	2010940, 2010942	2010934, 2010935	2010938, 2010939	2010936, 2010937
<b>D</b>	2010940, 2010942	2010934, 2010935	2010938, 2010939	2010936, 2010937

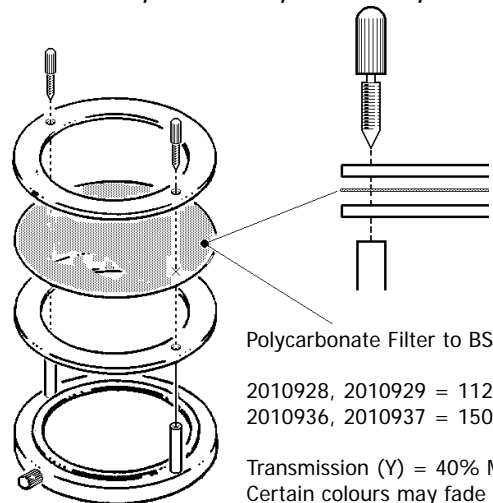
<b>A</b>	2010932, 2010933 2010930 <sup>+</sup> , 2010931	2010932, 2010933 2010928 <sup>+</sup> , 2010929	2010926, 2010927 2010930 <sup>+</sup> , 2010931	2010926, 2010927 2010928 <sup>+</sup> , 2010929
<b>B</b>	2010940, 2010942 2010938 <sup>+</sup> , 2010939	2010940, 2010942 2010936 <sup>+</sup> , 2010937	2010934, 2010935 2010938 <sup>+</sup> , 2010939	2010934, 2010935 2010936 <sup>+</sup> , 2010937
<b>C</b>	2010940, 2010942 2010938 <sup>+</sup> , 2010939	2010940, 2010942 2010936 <sup>+</sup> , 2010937	2010934, 2010935 2010938 <sup>+</sup> , 2010939	2010934, 2010935 2010936 <sup>+</sup> , 2010937
<b>D</b>	2010940, 2010942 2010938 <sup>+</sup> , 2010939	2010940, 2010942 2010936 <sup>+</sup> , 2010937	2010934, 2010935 2010938 <sup>+</sup> , 2010939	2010934, 2010935 2010936 <sup>+</sup> , 2010937



**Replace any cracked protective shield.**  
 Dieses symbol bedeutet, dass defekte schutzgläser sofort ersetzt werden müssen.  
**Ce symbol indique que vous devez remplacer tout verre de protection fêlé.**  
 Este simbolo indica que hay que 'reemplazar filtros en caso de rotura o desperfectos'.  
**Dette symbolet indikerer at alle ødelagte (sprukne) sikkerhetglass må skiftes.**  
 Valaisinta el saa käyttää ilman suojalasia vioittunut suojalasi on vaihdettava uuteen ennen valaisimen käyttöön ottoa.

**Suitable for use indoors**  
 Geeignet für Innenanwendung  
**Pour un usage interne**  
 Adecuada para uso en interiores  
**Geschikt voor gebruik binnen**  
 Lämplig för inomhusbruk

**2010928, 2010929, 2010936, 2010937**



Polycarbonate Filter to BS3944

2010928, 2010929 = 112Ø  
 2010936, 2010937 = 150Ø

Transmission (Y) = 40% Min.  
 Certain colours may fade with use.



< Millimetres >

**Concord:marlin**

Avis Way Newhaven East Sussex BN9 0ED  
 T 0870 606 2030 F 01273 512 688 email: information@concordmarlin.com

© Concord Lighting Ltd.