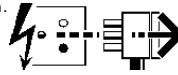
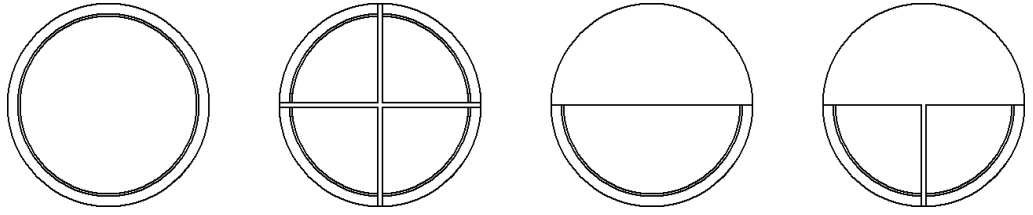



EBLO 26  
EBRO 26  
EBLC 26  
EBRC 26  
EBLH 26  
EBRH 26  
EBLG 26  
EBRG 26

**Disconnect from mains supply before replacing the fuse or the lamp.**  
Vor dem Einsetzen der Sicherung oder der Lampe Spannungsfreiheit herstellen.  
**Débrancher le secteur avant de remplacer le fusible ou l'ampoule.**  
Desconectar del suministro de la red, antes de realizar la sustitución del fusible o de la lámpara.  
**Voor het vervangen van lamp of zekering, eerst netspanning uitschakelen.**  
Koppla bort spänningen före byte av en säkring eller en lampa.



**Switch Off**  
Abschalten  
**Débrancher**  
Desconectar  
**Uitschakelen**  
Stäng av



Installation should be carried out by a suitably qualified person in accordance with good electrical practice and the appropriate national wiring regulations.

Switch off mains electrical supply before commencing installation.

**Installation Procedure**

Prepare fixing holes in mounting surface at 120mm centres, or prepare a 230mm diameter x 35mm deep cavity for recessed bulkhead.

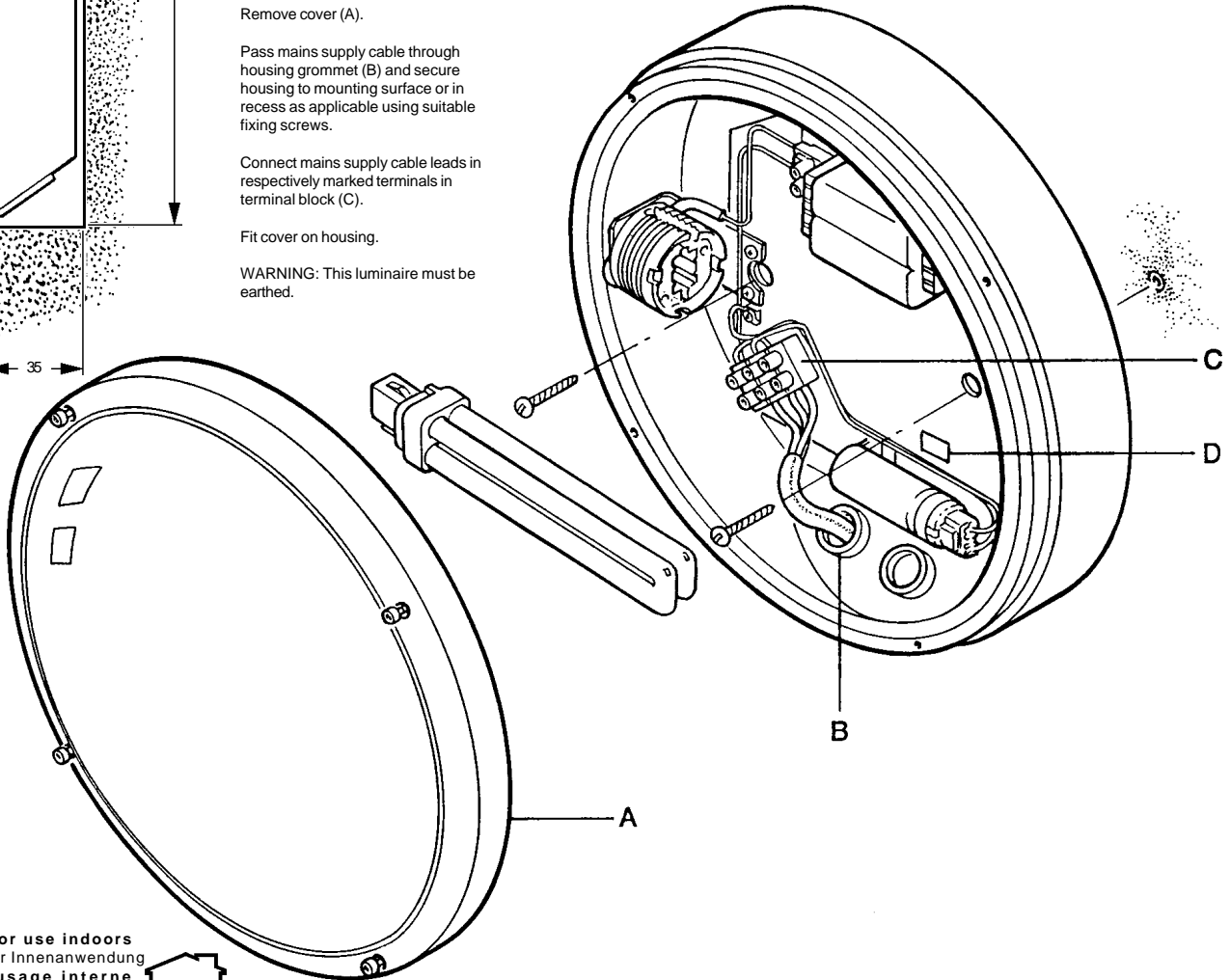
Remove cover (A).

Pass mains supply cable through housing grommet (B) and secure housing to mounting surface or in recess as applicable using suitable fixing screws.

Connect mains supply cable leads in respectively marked terminals in terminal block (C).

Fit cover on housing.

**WARNING:** This luminaire must be earthed.



Suitable for use indoors  
Geeignet für Innenanwendung  
Pour un usage interne  
Adecuada para uso en interiores  
Geschikt voor gebruik binnen  
Lämplig för inomhusbruk



**Replace any cracked protective shield.**

Dieses symbol bedeutet, dass defekte Schutzgläser sofort ersetzt werden müssen.

**Ce symbol indique que vous devez remplacer tout verre de protection fêlé.**

Este símbolo indica que hay que reemplazar filtros en caso de rotura o desperfectos.



**Dette symbolet indikerer at alle ødelagte (sprukne) sikkerhetsglass må skiftes.**

Valaisinta ei saa käyttää ilman suojalasiasa vioitunut suojalasi on vaihdettava uuteen ennen valaisimen käyttöön ottoa.

< Millimetres >



This Electrical Product  
MUST be recycled.



03.08

**Concord**

Avis Way Newhaven East Sussex BN9 0ED  
T 0870 606 2030 F 01273 512 688 email: information@concordmarlin.com

