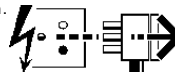


**Disconnect from mains supply before replacing the fuse or the lamp.**  
**Vor dem Einsetzen der Sicherung oder der Lampe Spannungsfreiheit herstellen.**  
**Débrancher le secteur avant de remplacer le fusible ou l'ampoule.**  
**Desconectar del suministro de la red, antes de realizar la sustitución del fusible o de la lámpara.**  
**Voor het vervangen van lamp of zekering, eerst netspanning uitschakelen.**  
**Koppla bort spänningen före byte av en säkring eller en lampa.**



**Switch Off**  
**Abschalten**  
**Débrancher**  
**Desconectar**  
**Uitschakelen**  
**Stäng av**

This distribution box has been designed for use with a Concord Blackbox Transformer.

Installation should be carried out by a suitably qualified person in accordance with good electrical practice and with the appropriate national wiring regulations.

Switch off mains electrical supply before commencing installation.

This leaflet should be read in conjunction with Instruction Sheet IS5031.

### Installation Procedures

Remove cover.

Remove grommets (H) and fit suitable cable clamps (D).

Secure box in position.

Refer to table below for distribution box to transformer unit cable size.

Pass voltage supply cable (A) from transformer unit through clamp and connect leads in terminal block (G).

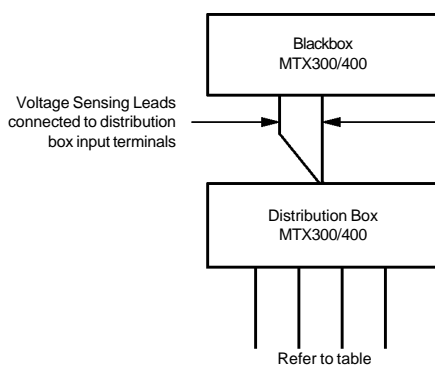
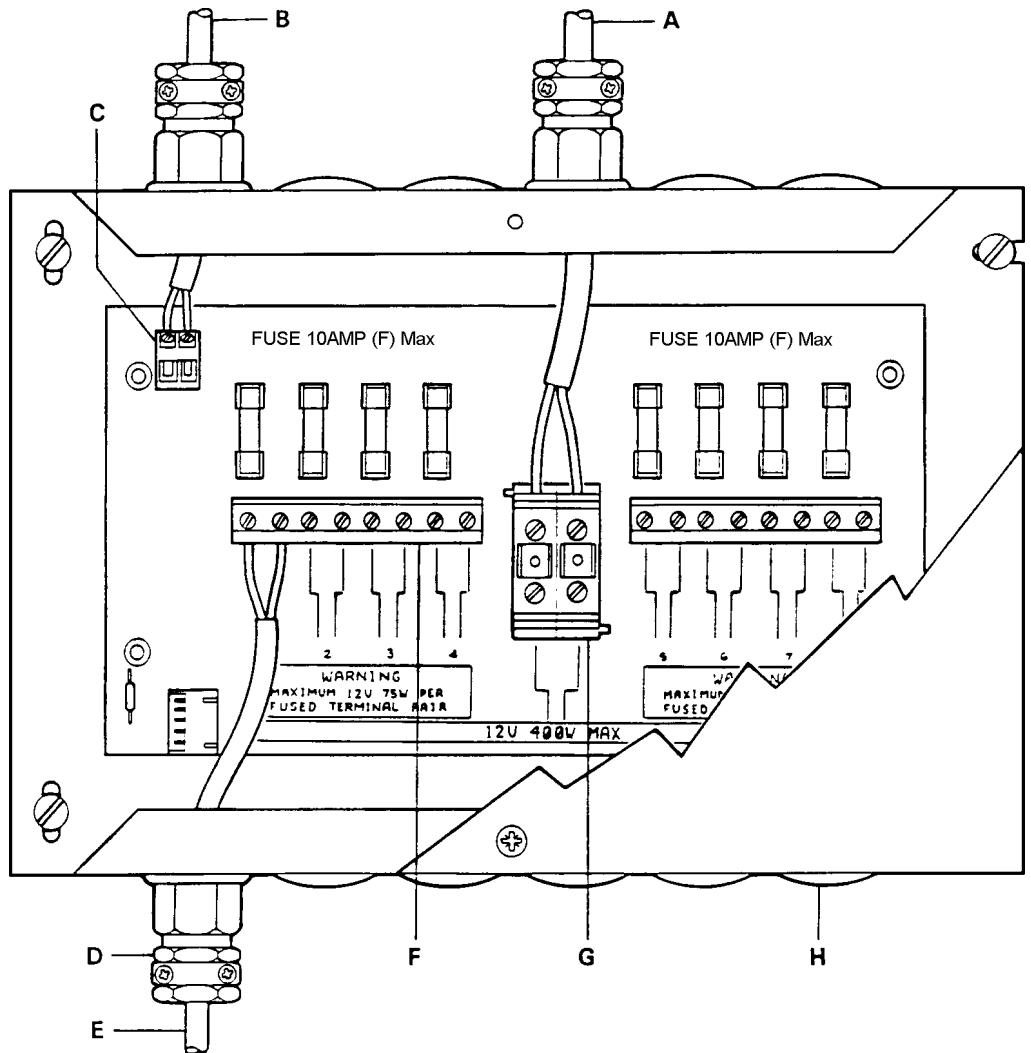
Pass voltage sensing cable (B) from stabiliser unit through grommet and connect leads in voltage sensing terminals (C).

Refer to table below for distribution box to luminaire cable size.

Pass luminaire cables (E) through clamps and connect leads to their respective terminals in terminal blocks (F).

Tighten cable clamps.

Re-fit cover.



Cable Size mm <sup>2</sup>	Length (metres)
4.0	7.5
6.0	11.5
10.0	19.0

Cable Size mm <sup>2</sup>	Lamp Wattage			
	20W	35W	50W	75W
1.0	5.50	3.25	2.25	1.50
1.5	8.50	5.0	3.50	2.25
2.5	14.0	8.0	5.50	3.75
4.0	-	12.50	8.50	6.00
6.0	-	-	13.50	9.00
10.0	-	-	-	15.25

Suitable for use indoors

Geeignet für Innenanwendung

Pour un usage interne

Adecuada para uso en interiores

Geschikt voor gebruik binnen

Lämplig för inomhusbruk



**Replace any cracked protective shield.**

Dieses symbol bedeutet, dass defekte Schutzgläser sofort ersetzt werden müssen.

**Ce symbole indique que vous devez remplacer tout verre de protection fêlé.**

Este símbolo indica que hay que reemplazar los filtros en caso de rotura o desperfectos.

**Dette symbolet indikerer at alle ødelagte (sprukne) sikkerhetglass må skiftes.**

Valaisinta ei saa käyttää ilman suojalasiasa vioitunut suojalasi on vaihdettava uuteen ennen valaisimen käyttöön ottoa.

< Millimetres >



This Electrical Product  
MUST be recycled.



03.08

# Concord

Avis Way Newhaven East Sussex BN9 0ED  
 T 0870 606 2030 F 01273 512 688 email: information@concordmarlin.com

