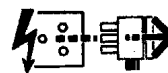
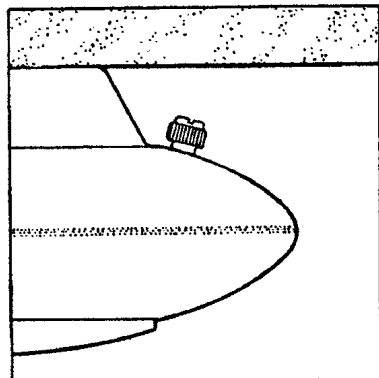


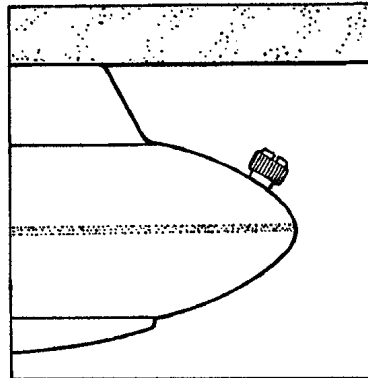
Disconnect from mains supply before replacing the fuse or the lamp.
 Vor dem Einsetzen der Sicherung oder der Lampe Spannungsfreiheit herstellen.
 Débrancher le secteur avant de remplacer le fusible ou l'ampoule.
 Desconectar del suministro de la red, antes de realizar la sustitución del fusible o de la lámpara.
 Voor het vervangen van lamp of zekering, eerst netspanning uitschakelen.
 Koppla bort spänningen före byte av en säkring eller en lampa.



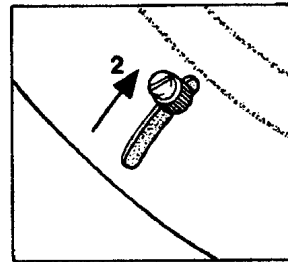
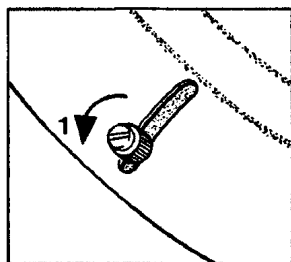
Switch off
 Abschalten
 Débrancher
 Desconectar
 Uitschakelen
 Stäng av



LUMINAIRE IS SUPPLIED WITH THUMBSCREWS IN THIS POSITION AND THE DIFFUSER CAN BE REMOVED AS DESCRIBED IN OPALINE INSTALLATION INSTRUCTION LEAFLET

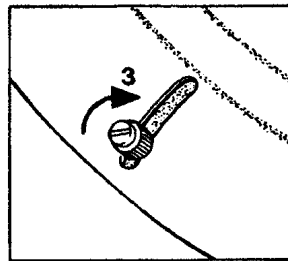
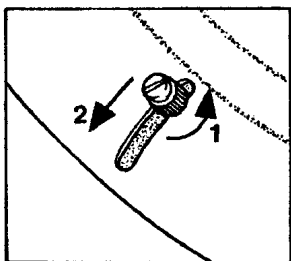


WHEN THE THUMBSCREWS ARE IN THIS POSITION THE DIFFUSER CAN NOT BE REMOVED FROM LUMINAIRE



TO RELEASE SECURITY DEVICES

- 1 - LOOSEN THUMBSCREWS
- 2 - SLIDE THUMBSCREWS BACK



TO ENGAGE SECURITY DEVICES

- 1 - LOOSEN THUMBSCREWS
- 2 - SLIDE THUMBSCREWS DOWN
- 3 - TIGHTEN THUMBSCREWS

Suitable for use indoors
 Geeignet für Innenanwendung
 Pour un usage interne

Adecuada para uso en interiores
 Geschikt voor gebruik binnen
 Lämplig för inomhusbruk

This Electrical Product
 MUST be recycled.

