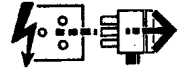


4163116

Disconnect from mains supply before replacing the fuse or the lamp.
 Vor dem Einsetzen der Sicherung oder der Lampe Spannungsfreiheit herstellen.
Débrancher le secteur avant de remplacer le fusible ou l'ampoule.
 Desconectar del suministro de la red, antes de realizar la sustitución del fusible o de la lámpara.
Voor het vervangen van lamp of zekering, eerst netspanning uitschakelen.
 Koppla bort spänningen före byte av en säkring eller en lampa.



Switch off
 Abschalten
Débrancher
 Desconectar
Uitschakelen
 Stäng av

This luminaire has been designed for maintained emergency operation with a duration of 3 hours.

INSTALLATION PROCEDURE + **IS500**

Remove diffuser (F) as shown.

Check rating marked on label (A) conforms with mains electrical supply.

Screw M4 screws in conduit box or prepare suitable fixings in mounting surface at 192mm centres for outrigger holes (B). **NOTE:** Gallery (C) is marked TOP if wall mounting.

Enter supply connection date on battery pack label (E).

Fit supplied grommets in housing (C).

Pass mains supply leads and unswitched live mains supply lead through grommets.

Secure housing (B) to conduit box or mounting surface using suitable round headed screws.

Cover line & neutral mains supply leads and unswitched live mains supply lead with supplied silicone sleeving.


Connect leads in respectively marked terminals in terminal block (K).

Fit appropriate lamp as indicated on label (A).

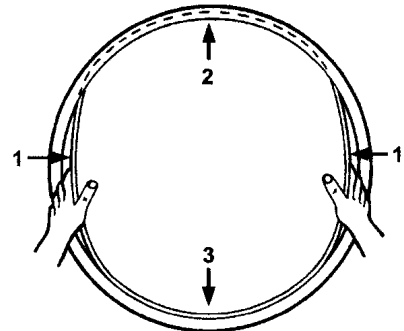
Connect battery plug and socket (H) and (J).

Fit diffuser (F) as shown in diagram.

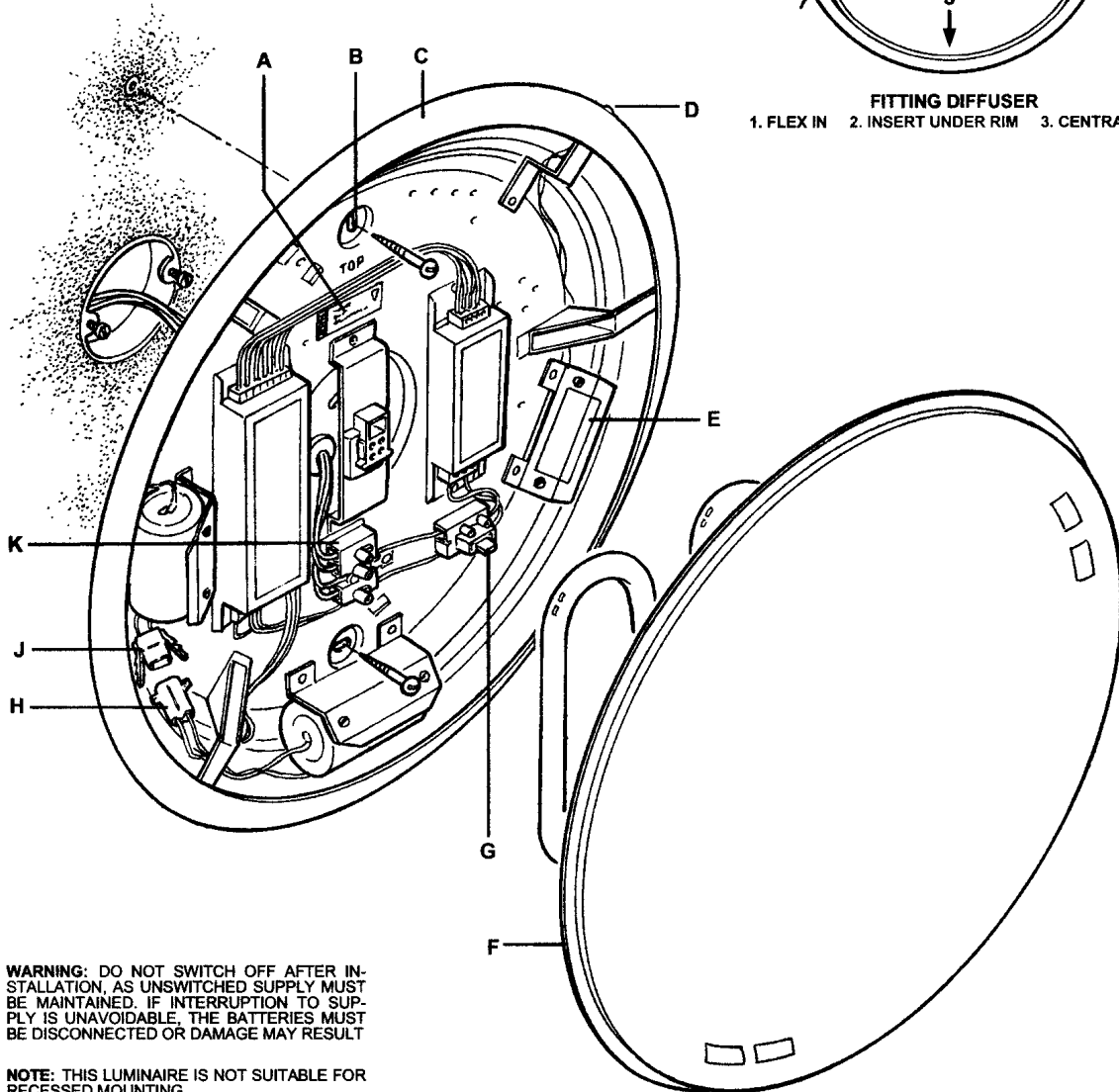
NOTE: Luminaire is protected by 3A



REMOVING DIFFUSER
 1. PRESS DOWN 2. PUSH TO SIDE 3. LEVER OUT



FITTING DIFFUSER
 1. FLEX IN 2. INSERT UNDER RIM 3. CENTRALISE



WARNING: DO NOT SWITCH OFF AFTER INSTALLATION, AS UNSWITCHED SUPPLY MUST BE MAINTAINED. IF INTERRUPTION TO SUPPLY IS UNAVOIDABLE, THE BATTERIES MUST BE DISCONNECTED OR DAMAGE MAY RESULT

NOTE: THIS LUMINAIRE IS NOT SUITABLE FOR RECESSED MOUNTING

Suitable for use indoors
 Geeignet für innenanwendung
 Pour un usage interne

Adecuada para uso en interiores
 Geschikt voor gebruik binnen
 Lämplig för inomhusbruk

This Electrical Product MUST be recycled.



Concord:marlin

Avis Way Newhaven East Sussex BN9 0ED
 T 0870 606 2030 F 01273 512 688 email:information@concordmarlin.com

FM1527
 © Concord Lighting Ltd.