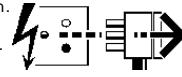
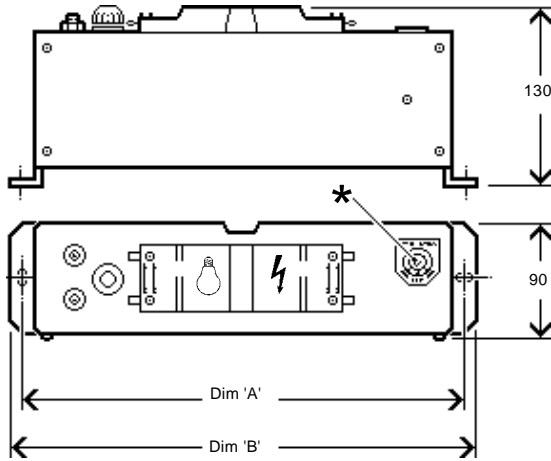


2660200 2660204

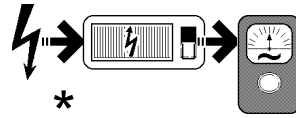
**Disconnect from mains supply before replacing the fuse or the lamp.**  
 Vor dem Einsetzen der Sicherung oder der Lampe Spannungsfreiheit herstellen.  
**Débrancher le secteur avant de remplacer le fusible ou l'ampoule.**  
 Desconectar del suministro de la red, antes de realizar la sustitución del fusible o de la lámpara.  
**Voor het vervangen van lamp of zekering, eerst netspanning uitschakelen.**  
 Koppla bort spänningen före byte av en säkring eller en lampa.



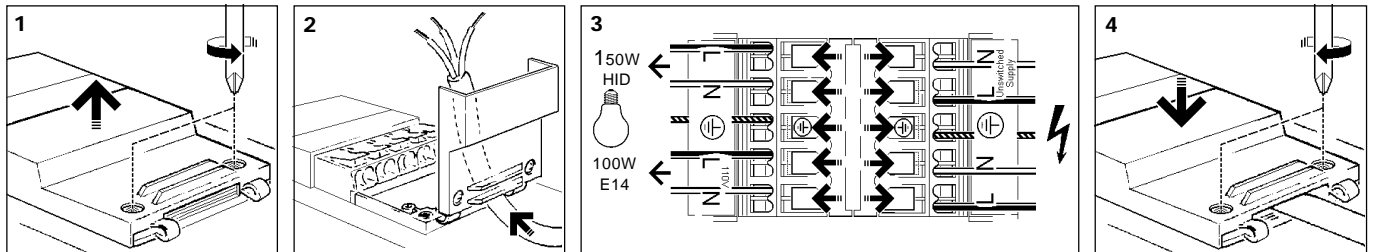
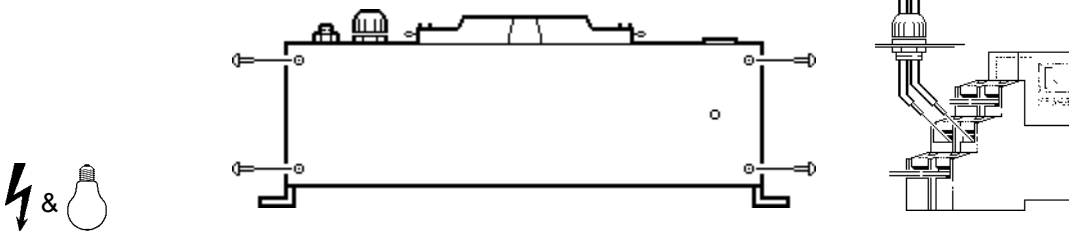
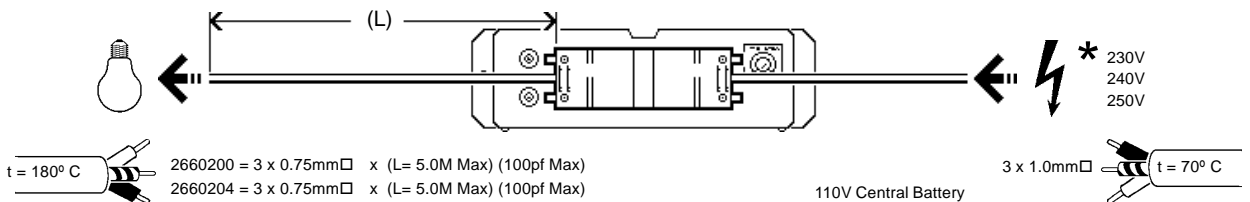

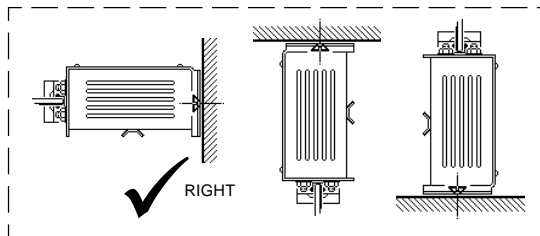
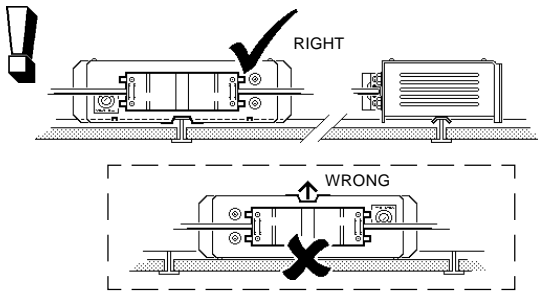
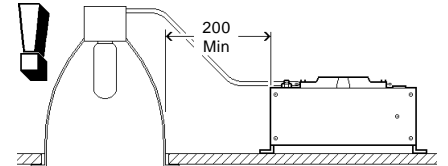
**Switch Off**  
 Abschalten  
**Débrancher**  
 Desconectar  
**Uitschakelen**  
 Stäng av



	Dim 'A'	Dim 'B'	Kgs
* 2660200 - 150W HID....	352	365	5.2
2660204 - 150W HID....	352	365	5.2



\* **VOLTS - MAX 24Hrs.**  
 255V Max = 250  
 245V Max = 240  
 235V Max = 230



**Suitable for use indoors**  
 Geeignet für Innenanwendung  
**Pour un usage interne**  
 Adecuada para uso en interiores  
**Geschikt voor gebruik binnen**  
 Lämpelig för inomhusbruk



< Millimetres >

**Concord:marlin**

Avis Way Newhaven East Sussex BN9 0ED  
 T 0870 606 2030 F 01273 512 688 email: information@concordmarlin.com

