


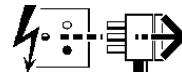
# LED 100TE Emergency

26W - 2630401

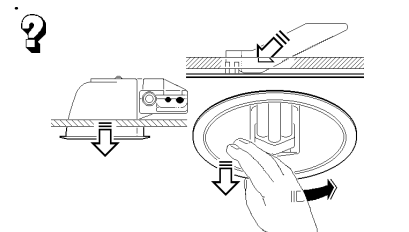
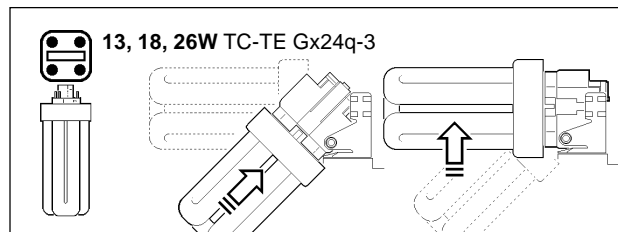
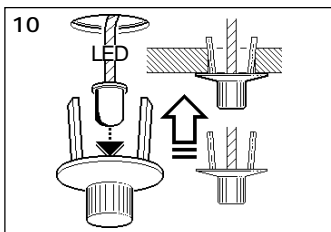
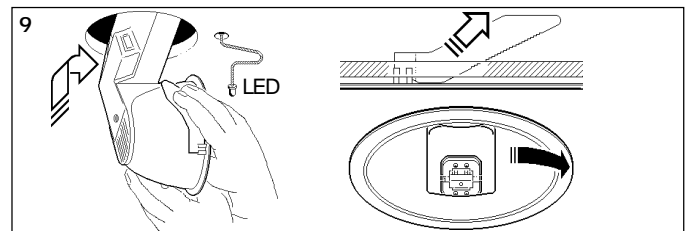
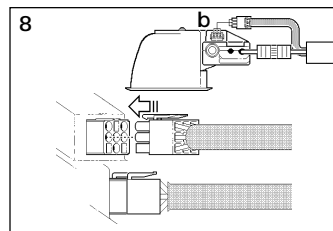
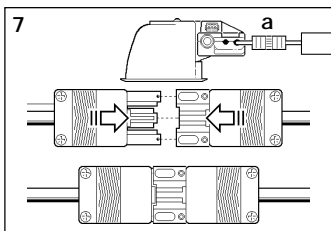
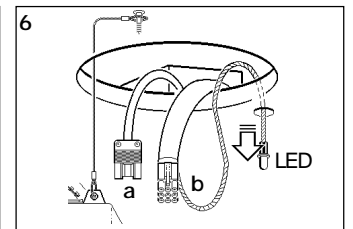
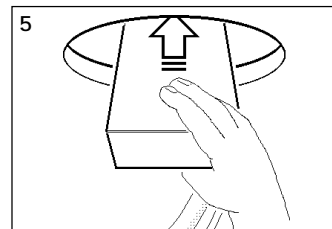
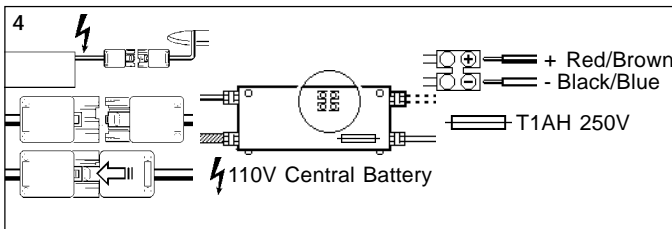
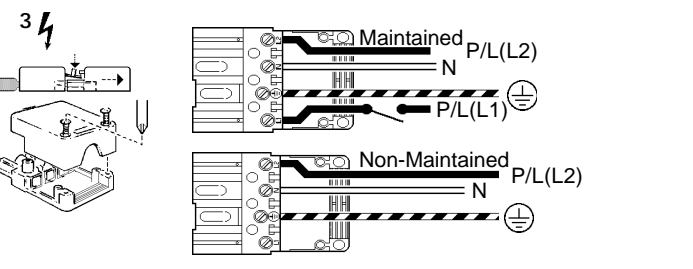
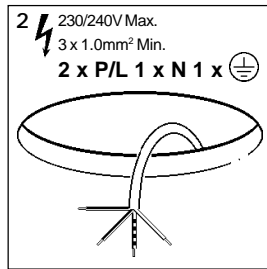
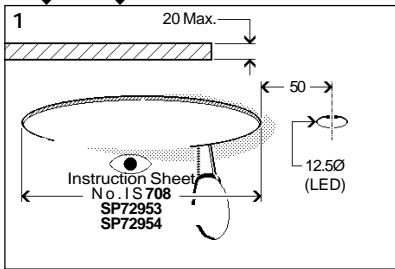
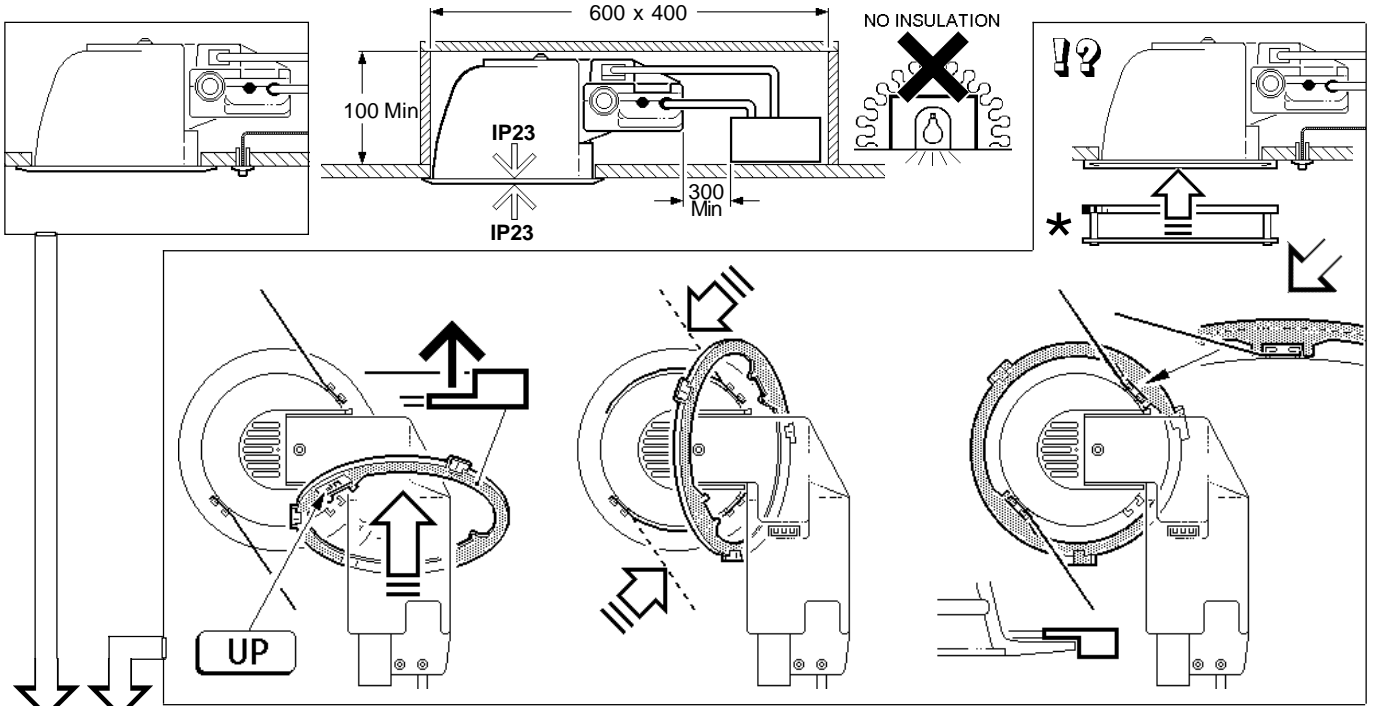
 This Product **MUST** be EARTHED

# IS658E

**Disconnect from mains supply before replacing the fuse or the lamp.**  
 Vor dem Einsetzen der Sicherung oder der Lampe Spannungsfreiheit herstellen.  
**Débrancher le secteur avant de remplacer le fusible ou l'ampoule.**  
 Desconectar del suministro de la red, antes de realizar la sustitución del fusible o de la lámpara.  
**Voor het vervangen van lamp of zekering, eerst netspanning uitschakelen.**  
 Koppla bort spänningen fööre byte av en säkring eller en lampa.



**Switch Off**  
 Abschalten  
**Couper le conector**  
 Desconectar  
**Uitschakelen**  
 Stäng av





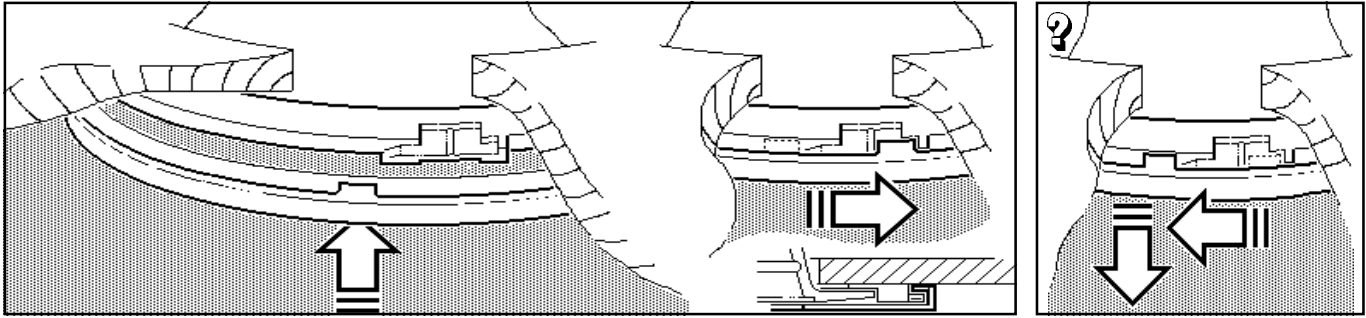
\* 2028037  
2028613

2028033 2028035  
2028599 2028601  
(IP44)

2028055 2028057  
2028059 2028603  
2028605 2028607

2028597  
2028609

2028548  
2028611



**Routine Maintenance**

Routine maintenance must be carried out in compliance with the requirements of BS5266:Part 1 - Emergency Lighting of Premises.

The following tests assume a three-hour system.

- Daily:**
1. Check that any recorded faults have been rectified.
  2. Check that the maintained emergency lamp is operative.
  3. Check that the charge indicator light is illuminated.
- Monthly:**  
(Functional)
1. Simulate a mains failure and check that the emergency lamp illuminates and remains on for several minutes.
  2. After reverting back to mains supply check the charge indicator light is illuminated.
- Six Monthly:**  
(1 Hour)
1. Simulate a mains failure and check that the emergency lamp illuminates and remains on for one hour.
  2. After reverting back to mains supply check the charge indicator light is illuminated.
  3. On restoring the mains supply the unit will require approximately 24 hours to recharge before becoming fully operational.
- Three Years:**  
(3 Hours)
1. Simulate a mains failure and check that the emergency lamp illuminates and remains on for at least 3 hours.
  2. After reverting back to mains supply check the charge indicator light is illuminated.
  3. On restoring the mains supply the unit will require approximately 24 hours to recharge before becoming fully operational.

It is recommended that the battery packs and lamps are replaced every 4 years or sooner if the units performance fails to meet the above requirements. To maintain optimum unit performance, only approved replacement battery packs and lamps must be used.

All routine maintenance checks must be recorded on the unit Routine Test Record and must be made available for inspection at all times.

**Installation and Commissioning Record**

Luminaire Model Ref: \_\_\_\_\_ Location: \_\_\_\_\_  
 Installed By: \_\_\_\_\_ Date: \_\_\_\_\_  
 Commissioned by: \_\_\_\_\_ Date: \_\_\_\_\_  
 (Full Charge and Discharge Cycle)

**Routine Test Record**

Monthly Test	First Year		Second Year		Third Year		Forth Year		Fifth Year	
	Signed	Dated	Signed	Dated	Signed	Dated	Signed	Dated	Signed	Dated
Functional										
Functional										
Functional										
Functional										
Functional										
1 Hour Duration										
Functional										
Functional										
Functional										
Functional										
Functional										
1 Hour Duration										
3 Hour Duration										

**Suitable for use indoors**

Geeignet für Innenanwendung  
 Pour un usage interne  
 Adecuada para uso en interiores  
 Geschikt voor gebruik binnen  
 Lämpig för inomhusbruk



- Replace any cracked protective shield.**  
 Dieses symbol bedeutet, dass defekte schutzgläser sofort ersetzt werden müssen.  
**Ce symbol indique que vous devez remplacer tout verre de protection fêlé.**  
 Este simbolo indica que hay que reemplazar filtros en caso de rotura o desperfectos.  
**Dette symbolet indikerer at alle ødelagte (sprukne) sikkerhetsglass må skiftes.**  
 Valaisinta el saa käyttää ilman suojalasia vioitunut suojalasi on vaihdettava uuteen ennen valaisimen käyttöön ottoa.

LED is a registered trade mark: UK2009652 A&B, International 659097 and is protected by the following Design Registration: Taiwan 85302887

< Millimetres >



This Electrical Product MUST be recycled.



02.08

**Concord**

Avis Way Newhaven East Sussex BN9 0ED  
 T 0870 606 2030 F 01273 512 688 email: information@concordmarlin.com

