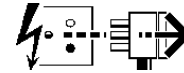


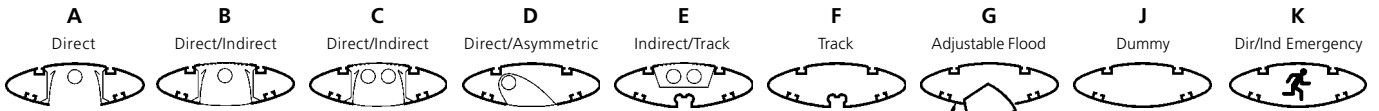
Installation Instructions
IS500

IS689 - Ovation 65 Suspensions
IS1144 - Ovation 65 Modules
IS1147 - Ovation 65 Couplers

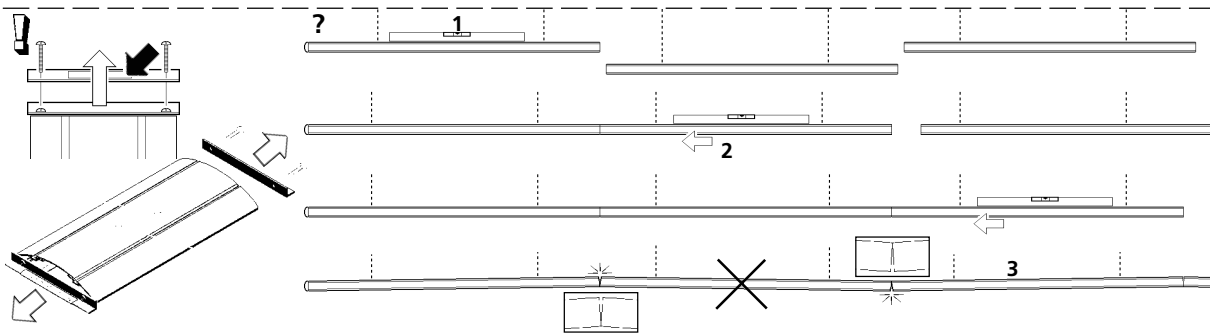
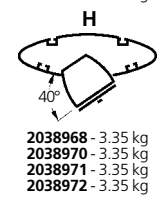
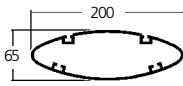
Disconnect from mains supply before replacing the fuse or the lamp.
Vor dem Einsetzen der Sicherung oder der Lampe Spannungsfreiheit herstellen.
Débrancher le secteur avant de remplacer le fusible ou l'ampoule.
Desconectar del suministro de la red, antes de realizar la sustitución del fusible o de la lámpara.
Voor het vervangen van lamp of zekering, eerst netspanning uitschakelen.
Koppla bort spänningen före byte av en säkring eller en lampa.



Switch Off
Abschalten
Couper le connectar
Desconectar
Uitschakelen
Stäng av

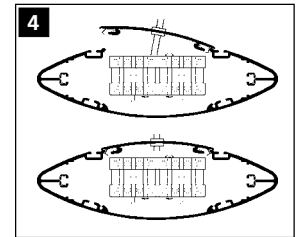
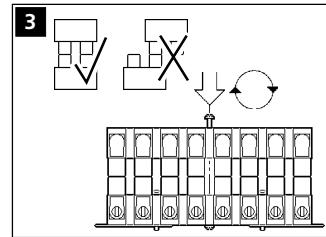
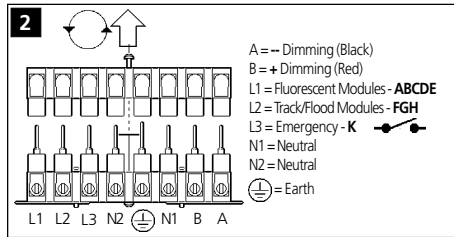
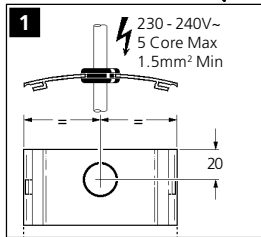


2038205 - 4.10 kg 2038206 - 4.10 kg 2038207 - 5.00 kg 2038208 - 5.00 kg	2034214 - 4.10 kg 2034215 - 5.00 kg 2034216 - 4.10 kg 2034217 - 5.00 kg 2034218 - 4.10 kg 2034220 - 5.00 kg 2034221 - 4.10 kg 2034222 - 5.00 kg 2034304 - 4.95 kg 2034305 - 5.85 kg 2034306 - 4.95 kg 2034307 - 5.85 kg 2034308 - 4.95 kg 2034310 - 5.85 kg 2034311 - 5.35 kg 2034312 - 5.85 kg	2034223 - 4.10 kg 2034224 - 5.00 kg 2034225 - 4.10 kg 2034226 - 5.00 kg 2034227 - 4.10 kg 2034228 - 5.00 kg 2034230 - 4.10 kg 2034231 - 5.00 kg 2034313 - 4.95 kg 2034314 - 5.85 kg 2034315 - 4.95 kg 2034316 - 5.85 kg 2034317 - 4.95 kg 2034318 - 5.85 kg 2034320 - 5.35 kg 2034321 - 5.85 kg	2034245 - 4.50 kg 2034246 - 5.50 kg 2034247 - 4.50 kg 2034248 - 5.50 kg	2034232 - 5.02 kg 2034233 - 6.15 kg 2034234 - 5.02 kg 2034235 - 6.15 kg 2034236 - 5.02 kg 2034238 - 5.02 kg	2034241 - 4.52 kg 2034242 - 5.65 kg 2034243 - 4.52 kg 2034244 - 5.65 kg	2038303 - 4.50 kg 2038304 - 4.50 kg 2038305 - 5.50 kg 2038306 - 5.50 kg	2034254 - 4.12 kg 2034255 - 5.15 kg 2034256 - 4.12 kg 2034257 - 5.15 kg 2038196 - 2.50 kg 2038197 - 2.50 kg	2034304 - 4.95 kg 2034305 - 5.85 kg 2034306 - 4.96 kg 2034307 - 5.85 kg 2034308 - 4.95 kg 2034310 - 5.85 kg 2034311 - 4.95 kg 2034312 - 5.85 kg 2034313 - 4.95 kg 2034314 - 5.85 kg 2034315 - 4.95 kg 2034316 - 5.85 kg 2034317 - 4.95 kg 2034318 - 5.85 kg 2034320 - 4.95 kg 2034321 - 5.85 kg 2038194 - 2.30 kg 2038195 - 2.30 kg 2038236 - 4.95 kg 2038237 - 5.85 kg 2038238 - 4.95 kg 2038240 - 5.85 kg 2038241 - 4.95 kg 2038242 - 5.85 kg 2038243 - 4.95 kg 2038244 - 5.85 kg 2038245 - 4.95 kg 2038246 - 5.85 kg 2038247 - 4.95 kg 2038248 - 5.85 kg 2038250 - 4.95 kg 2038252 - 4.95 kg
--	--	--	--	--	--	--	--	--

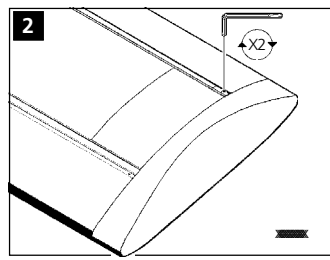
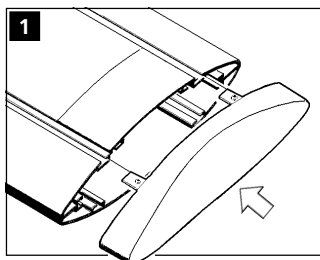


230 - 240V~
4 ⚡

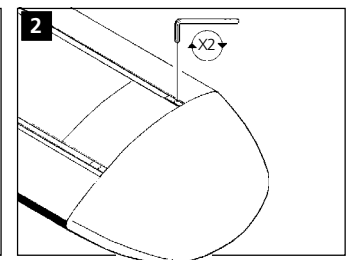
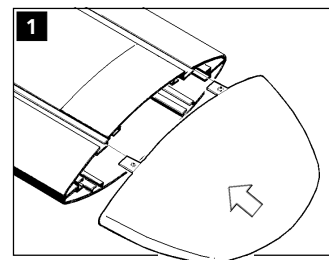
A B C D E F G H (K see over)



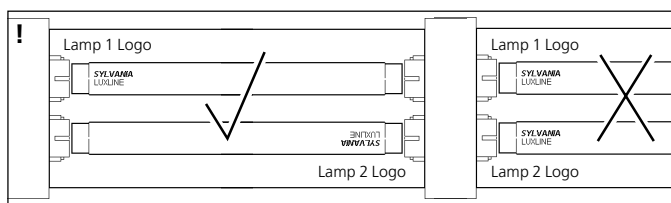
2034272 2034273



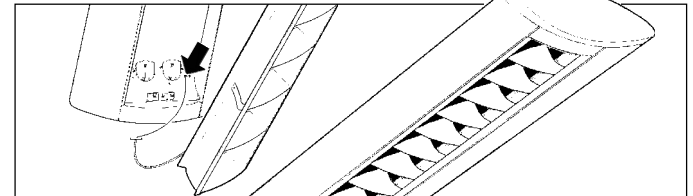
2038201 2038202



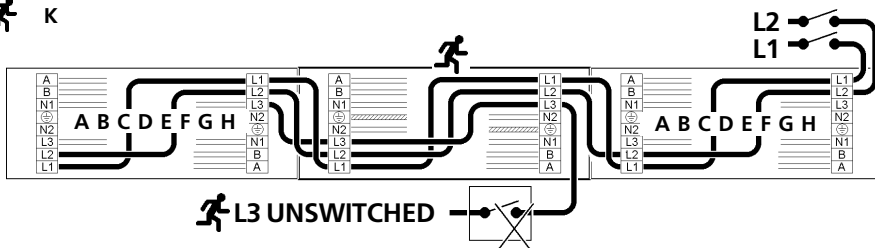
C E



9129180 9129181 9129182 9129183



K



A = - Dimming (Black)
B = + Dimming (Red)
L1 = Fluorescent Modules - ABCDE
L2 = Track/Flood Modules - FGH
L3 = Emergency - K
UNSWITCHED
(Note: See optional link - IS1297)
N1 = Neutral
N2 = Neutral - Track/Flood Modules
⊕ = Earth

Emergency Photometrics

Cat No	Lamp	Cat II	Low Bright	Prismatic	Opal
2038236	1 x 28W	160	159	134	92
2038238	1 x 28W	160	159	134	92
2034304	1 x 28W	160	159	134	92
2034306	1 x 28W	160	159	134	92

2038237	1 x 35W	124	104	100	71
2038240	1 x 35W	124	104	100	71
2034305	1 x 35W	124	104	100	71
2034307	1 x 35W	124	104	100	71

2038245	2 x 28W	103	98	79	60
2038247	2 x 28W	103	98	79	60
2034313	2 x 28W	103	98	79	60
2034315	2 x 28W	103	98	79	60

2038246	2 x 35W	80	76	62	48
2038248	2 x 35W	80	76	62	48
2034314	2 x 35W	80	76	62	48
2034316	2 x 35W	80	76	62	48

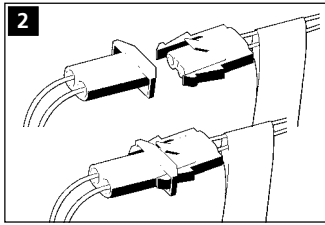
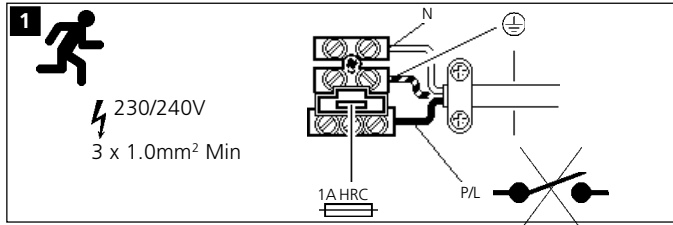
Cat No	Lamp	Cat II	Low Bright	Prismatic	Opal
2038241	1 x 54W	130	130	105	85
2038243	1 x 54W	130	130	105	85
2034308	1 x 54W	130	130	105	85
2034311	1 x 54W	130	130	105	85

2038242	1 x 80W	148	142	117	92
2038244	1 x 80W	148	142	117	92
2034310	1 x 80W	148	142	117	92
2034312	1 x 80W	148	142	117	92

2038250	2 x 54W	78	75	60	45
2038252	2 x 54W	78	75	60	45
2034317	2 x 54W	78	75	60	45
2034320	2 x 54W	78	75	60	45

2034318	2 x 80W	87	83	65	46
2034321	2 x 80W	87	83	65	46

2038194 2038195



Concord:marlin
 Avis Way Newhaven E Sussex BN9 0ED
 Tel 0870 6062030

3.6V 4Ah NiMH Battery Tri
 Concord:marlin Ref: P24479A

Date of Manufact. Jan 06
 Commission Date

M

Routine Maintenance

Routine maintenance must be carried out in compliance with the requirements of BS5266:Part 1 - Emergency Lighting of Premises.

The following tests assume a three-hour system.

- Daily:**
1. Check that any recorded faults have been rectified.
 2. Check that the maintained emergency lamp is operative.
 3. Check that the charge indicator light is illuminated.
- Monthly:**
(Functional)
1. Simulate a mains failure and check that the emergency lamp illuminates and remains on for several minutes.
 2. After reverting back to mains supply check the charge indicator light is illuminated.
- Six Monthly:**
(1 Hour)
1. Simulate a mains failure and check that the emergency lamp illuminates and remains on for one hour.
 2. After reverting back to mains supply check the charge indicator light is illuminated.
 3. On restoring the mains supply the unit will require approximately 24 hours to recharge before becoming fully operational.
- Three Years:**
(3 Hours)
1. Simulate a mains failure and check that the emergency lamp illuminates and remains on for at least 3 hours.
 2. After reverting back to mains supply check the charge indicator light is illuminated.
 3. On restoring the mains supply the unit will require approximately 24 hours to recharge before becoming fully operational.

It is recommended that the battery packs and lamps are replaced every 4 years or sooner if the units performance fails to meet the above requirements. To maintain optimum unit performance, only approved replacement battery packs and lamps must be used.

All routine maintenance checks must be recorded on the unit Routine Test Record and must be made available for inspection at all times.

Installation and Commissioning Record

Luminaire Model Ref: _____ Location: _____

Installed By: _____ Date: _____

Commissioned by: _____ Date: _____
(Full Charge and Discharge Cycle)

Routine Test Record

Monthly Test	First Year		Second Year		Third Year		Forth Year		Fifth Year	
	Signed	Dated	Signed	Dated	Signed	Dated	Signed	Dated	Signed	Dated
Functional										
Functional										
Functional										
Functional										
Functional										
1 Hour Duration										
Functional										
Functional										
Functional										
Functional										
Functional										
1 Hour Duration										
3 Hour Duration										

Suitable for use indoors

Geeignet für Innenanwendung
 Pour un usage interne
 Adecuada para uso en interiores
 Geschikt voor gebruik binnen
 Lämpig för inomhusbruk



- Replace any cracked protective shield.**
 Dieses symbol bedeutet, dass defekte schutzgläser sofort ersetzt werden müssen.
Ce symbole indique que vous devez remplacer tout verre de protection fêlé.
 Este simbolo indica que hay que 'reemplazar filtros en caso de rotura o desperfectos'.
Dette symbolet indikerer at alle ødelagte (sprukne) sikkerhetglass må skiftes.
 Valaisinta el saa käyttää ilman suojalasia vioutunut suojalasi on vaihdettava uuteen ennen valaisimen käyttöön ottoa.

< Millimetres >



Concord

Avis Way Newhaven East Sussex BN9 0ED
 T 0870 606 2030 F 01273 512 688 email: information@concordmarlin.com
 www.havells-sylvania.com

02.10

 © Concord Lighting Ltd.