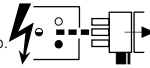


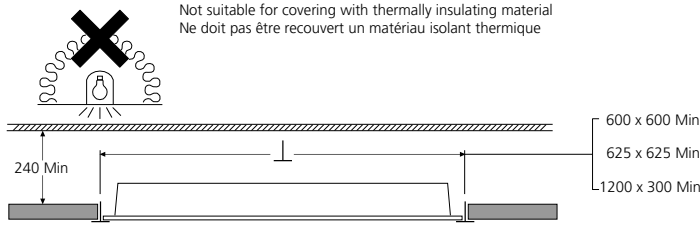
0047562  
0047563  
0047564  
0047565  
0047566  
0047567

Isolate from the mains supply before any maintenance.  
Vor Wartungsarbeiten von der Netzspannung trennen.  
Veuillez isoler le luminaire du courant avant toute maintenance.  
Aislar de la red eléctrica antes de cualquier operación de mantenimiento.  
Koppel het toestel af van de netspanning voor elk onderhoud.  
Isolera från elnätet innan något underhåll.

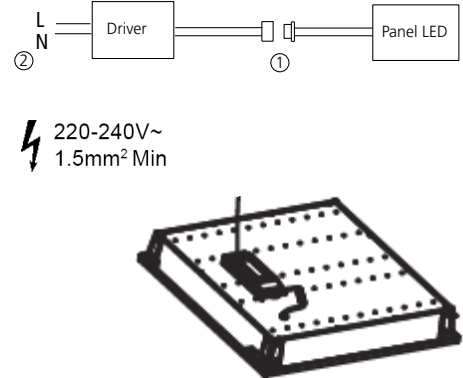


Switch Off  
Abschalten  
Débrancher  
Desconectar  
Uitschakelen  
Stäng av

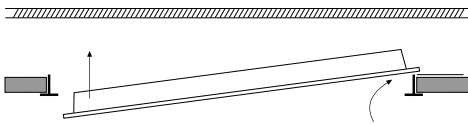
**1**



**2**



**3**



**Routine Testing**

Testing should be carried out in accordance with the recommendations of BS5266.

1. A monthly functional test.
  2. Twice yearly, a one hour test.
  3. Every three years, a full three hour duration test.
- The above tests assume a three hour system.
4. Batteries should be replaced when the luminaire no longer meets the 3 hours duration performance.
  5. Testing could be performed by interrupting the fixed phase supply for the test duration, during which the luminaire should remain lit.
  6. Ensure that the 'LED' is 'OFF' during 'Discharge Mode', and 'ON' during 'Charging Mode'.
  7. Replace faulty lamps immediately.
- To assist with this testing, a test card is included below.

If the charge indicator (LED) is unlit, this signifies a fault. To increase the chance of a fault being reported between monthly tests, it is desirable that staff are made aware of the purpose of the indicator.

This module should not be modified or repaired by any person other than those nominated by the manufacturer. ANY unauthorised modifications may render the module unsafe and will invalidate our warranty and conformance to any safety standards that may apply. The company will accept no responsibility for any modified modules, or for damage caused as a result of modifications.

All details are given for guidance only and do not constitute a contract. We reserve the right to change the characteristics of products without notice.

**Test Record**

Type:	Location:					
Month	Test	1st Year	2nd Year	3rd Year	4th Year	5th Year
	1. Functional					
	2. Functional					
	3. Functional					
	4. Functional					
	5. Functional					
	6. Functional					
	7. Functional					
	8. Functional					
	9. One hour					
	Three hour					
	10. Functional					
	11. Functional					
	12. Functional					

**Suitable for use indoors**

Geeignet für Innenanwendung  
Pour un usage interne  
Adecuada para uso en interiores  
Geschikt voor gebruik binnen  
Lämpig för inomhusbruk



**Replace any cracked protective shield.**

Dieses symbol bedeutet, dass defekte schutzgläser sofort ersetzt werden müssen.  
Ce symbol indique que vous devez remplacer tout verre de protection fêlé.  
Este simbolo indica que hay que 'reemplazar filtros en caso de rotura o desperfectos'.  
Dette symbolet indikerer at alle ødelagte (sprukne) sikkerhetglass må skiftes.  
Valaisinta el saa käyttää ilman suojalasia vioitunut suojalasi on vaihdettava uuteen ennen valaisimen käyttöön ottoa.