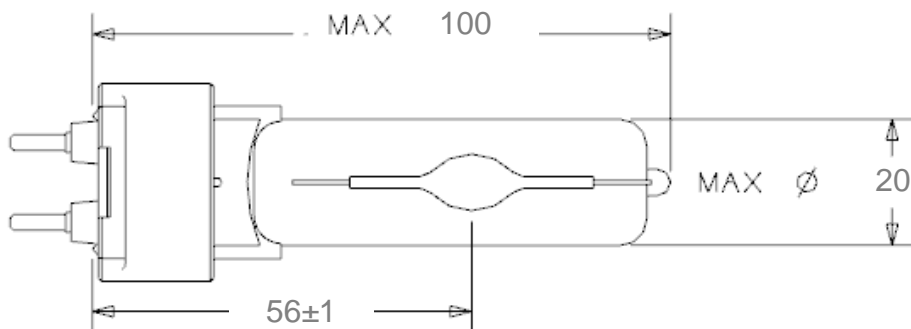




DIMENSIONS (mm)



Mercury Content : 9.0 mg

Cap : G12 (IEC 60061-1)

Bulb : UV-stop quartz glass clear, tubular

	Magnetic Gear			Electronic Gear		
	NOM.	MIN.	MAX.	NOM.	MIN.	MAX.
<u>ELECTRICAL DATA:</u>						
Lamp wattage (W _{r.m.s.})	-	-	-	147	-	-
Lamp voltage (V _{r.m.s.})	-	-	-	85	75	95
Lamp current (A _{r.m.s.})	-	-	-	1.88	-	-
Lamp warm-up current (A _{r.m.s.})	-	-	-	-	1.63	3.27
Lamp inrush current (A _{peak})	-	-	-	-	-	-
<u>OPERATING CONDITIONS:</u>						
Burning position	Operation on LFSW electronic ballast only			vertical		
Fixture type				closed with protective front glass		
Ballast type				Electronic LFSW ballast for 150 W		
Ignitor pulse height (kV _{peak})				3.0		
Ignitor pulse width at 90% peak(μs/s)				100		
Pinch temperature (°C)				280		
Bulb temperature (°C)				550		
Adjacent to cap temperature (°C)						
<u>LAMP LIFE:</u>						
Rated average life (h)	15000			15000		
Life to 10% failures (h)	9000			9000		
<u>PHOTOMETRIC DATA*:</u>						
Initial luminous Flux (lm)				13500		
Luminous efficacy (lm/W)				92		
Correlated colour temp. (K)				4200		
Colour rendering index				91		
Colour point (x,y)				(.371,.366)		
* Data for vertical burning position after 100 h ageing						


APPLICATION

Lamps comply with the requirements of IEC publications 61167, 62035 and 62471. Electromagnetic ballasts must comply with IEC 60923 and electronic ballasts with IEC 61167, annex G. Ignitors used must be in accordance with IEC 60927 and luminaires with IEC 60598-1. Lamp inspection is performed in accordance with IEC 60410. The luminaire must be provided with a safety screen (shattering and UV). Because of a possible risk of abnormal operation at the end of life, thermally protected ballasts must be used.

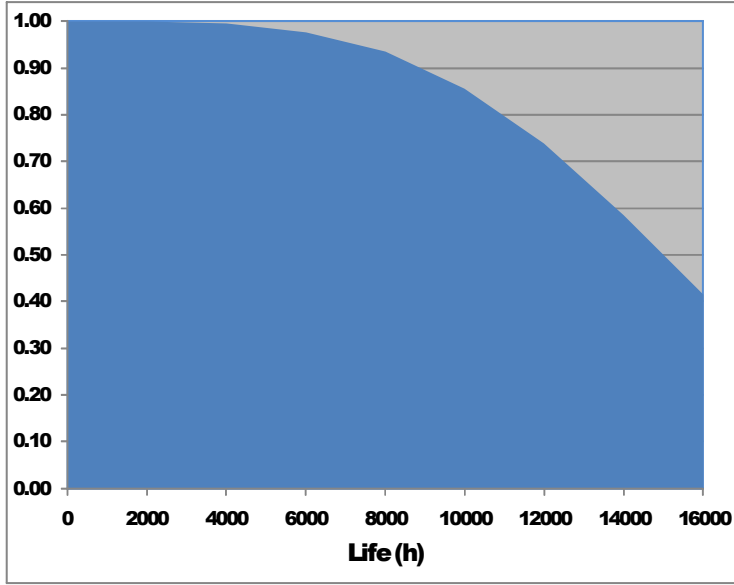
Issued by : TIENEN
Date : 31.03.2012
Revision date : 09.08.2013

DATA SHEET

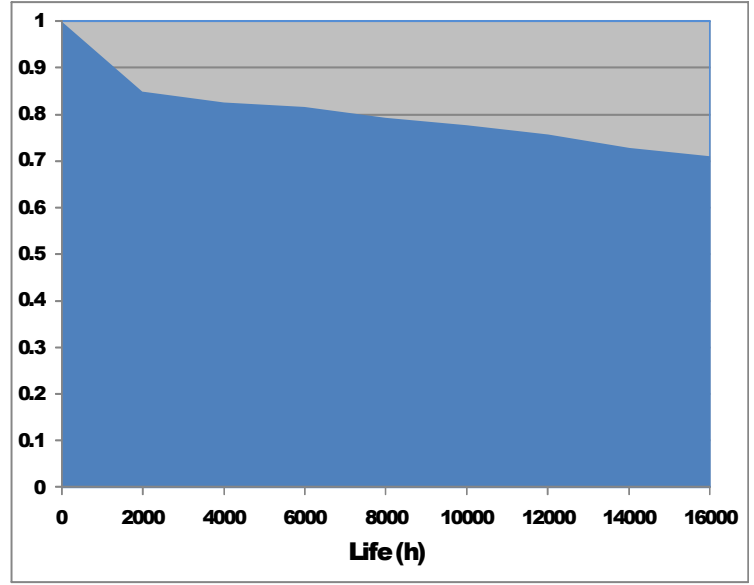
Specification N° : 43\70\151 /D
Supersedes : 43\70\151/C
Page 1 of 1



SURVIVAL RATE



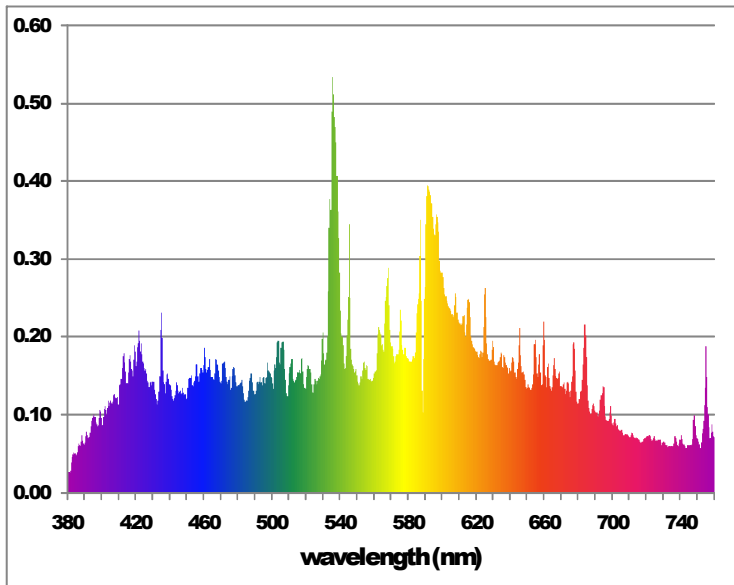
LUMEN MAINTENANCE



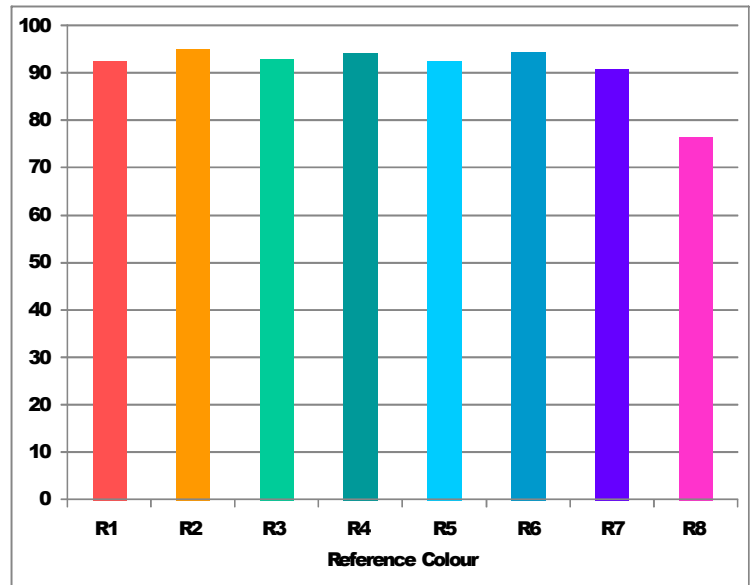
2000h	4000h	6000h	8000h	12000h	16000h
1.00	0.99	0.98	0.93	0.74	0.42

2000h	4000h	6000h	8000h	12000h	16000h
0.85	0.83	0.82	0.79	0.76	0.71

LAMP SPECTRUM



COLOUR RENDERING



DIMMING CONDITIONS

Sylvania CMI lamps can be dimmed with negligible impact on performance creating the potential for flexible light levels and reduced energy consumption. Dimming is supported on electronic square wave ballasts and magnetic systems that can maintain the open circuit voltage. Square wave operation is recommended. Dimming causes a reduction of light and some colour change.

We advise to start the lamps at full power and to hold this for 15 minutes before reducing the power. To avoid extinguishing the power should be adjusted gradually taking a few minutes to reach the final dimming condition. Square wave dimming down to 65% of the rated power will have negligible impact on performance, dimming down to 50% of the rated power can affect lumen maintenance and colour appearance.

Dimming by means of voltage on magnetic systems is not advised as this increases the chance of lamp extinguishing. Dimming by phase-cutting on magnetic systems is not allowed. Instant dimming on magnetic systems by adding an impedance is suggested down to 70% of the rated power but the average life can be reduced.

- 90 % power=90 % rated lumens
- 70% power=60 % rated lumens
- 50% power=45 % rated lumens

Issued by : TIENEN
 Date : 31.03.2012
 Revision date : 09.08.2013

DATA SHEET

Specification N° : 43\70\151 /D
 Supersedes : 43\70\151/C
 Page 1 of 1